

School PTO & Administration SY 2007 - 2008

Parent-Teacher Organization Officers

Ron Ayuyu	President
Leeann Crisostomo	Vice President
Lani Duenas	Secretary
Diana Weger	Treasurer
Diana Weger	Teacher Liaison

School Administration

Naomi Taitingfong	Principal
Marcia Matir	Assistant Principal
Lucy Leon Guerrero	Assistant Principal
Maria San Nicolas	Assistant Principal

School Initiatives & Exemplary Programs That Impact Student Achievement

SPECIAL PROGRAMS

- Special Education Program
- ESL Program
- Chamorro Program (PL 21-34 mandate)
- Corrective Reading - Direct Instruction & Connecting math Concepts
- Parent/Family/Community (Outreach Program)
- Summer School
- Teacher Mentoring Program
- Character Education Program (Project Menhalom)
- Big Brother/Big Sister Program

EXEMPLARY ACCOMPLISHMENTS

- Increase in School Performance Composite Score (1%-pt)
- SAT 10: Scored above the 50th National Percentile Ranking for
 - Grade 6 in Science
 - Grades 7 & 8 in Spelling
- SAT 10: Top school in the following grade/content areas (National PR)
 - Grade 6 - Language and Science
 - Grade 7 - Math and Social Science
 - Grade 8 - Science
- SAT 10: Scored at or above the district (National Percentile Ranking)
 - Grade 6 - Reading, Math, Language, Spelling, Science, Social Science
 - Grade 7 - Reading, Math, Language, Spelling, Science, Social Science
 - Grade 8 - Reading, Math, Language, Spelling, Science, Social Science
- Home work Help Hotline
- Peer Mediation Program
- SWIS (School Wide Information System)
- PBIS (Positive Behavior Interventions & Support)
- School Website
- HATSA Mini-Grants (Professional Staff Development & Technology)
- Partnerships with community/business/military/government agencies
- Participated in the Superintendent's initiative for energy conservation
- Wildcat Family Fun/ Parent Recognition Day
- *Untalan Newsletter* (weekly)
- Educators Academy - 13 teachers (March 2007 Presenters)

EXTRA-CURRICULAR ACTIVITIES

- | | |
|--|--|
| <ul style="list-style-type: none"> • Interscholastic Sports • Academic Challenge Bowl • Career Day • Youth Crime Watch | <ul style="list-style-type: none"> • Close Up Organization • National Junior Honor Society • Famaguon Oro |
|--|--|

SPECIAL AWARDS

- 2nd Place - Tumon Band festival
- 1st Place Beacon International Boys basketball Tournament
- 1st Place girls basketball
- Building Local Capacity Award - Off-Island, National Social Studies Conference (Mike Gogo and Rodney Pama)

SCHOOL ANNUAL REPORT CARD SY 2007 - 2008

GUAM PUBLIC SCHOOL SYSTEM

LUIS P. UNTALAN MIDDLE SCHOOL

Accredited by the Western Association of Schools and Colleges

Accreditation expires: June 30, 2008

Telephone..... 735-3110-11

Fax..... 734-8029



“HOME OF THE WILDCATS”

Colors: Gold and Black

Located In Barrigada, Guam

MISSION

“The Luis P. Untalan Middle School community will empower students with knowledge that will enable them to be Competent, Productive, and Responsible citizens in our society.”



P.L. 26-26 School Performance Grade Classification

School Year 2007-2008 School Performance

Based on Public Law 28-45

SAT10 Proficient & Advanced Levels	School Data	P.L. 26-26 Grade Classification
SAT10 Grade 6 - <i>Reading</i>	14%	Low
SAT10 Grade 6 - <i>Math</i>	8%	Unacceptable
SAT10 Grade 6 - <i>Language</i>	14%	Low
SAT10 Grade 7 - <i>Reading</i>	13%	Low
SAT10 Grade 7 - <i>Math</i>	6%	Unacceptable
SAT10 Grade 7 - <i>Language</i>	14%	Low
SAT10 Grade 8 - <i>Reading</i>	20%	Low
SAT10 Grade 8 - <i>Math</i>	8%	Unacceptable
SAT10 Grade 8 - <i>Language</i>	17%	Low
School Passing Rate	100%	Exceptional
8th Grade Promotion Rate	100%	Exceptional
Student Attendance Rate	94%	Exceptional
Student Discipline Rate	15%	Low
Employee Attendance Rate	90%	Satisfactory
School Improvement Plan	100%	
COMPOSITE SCORE/GRADE	56%	Satisfactory

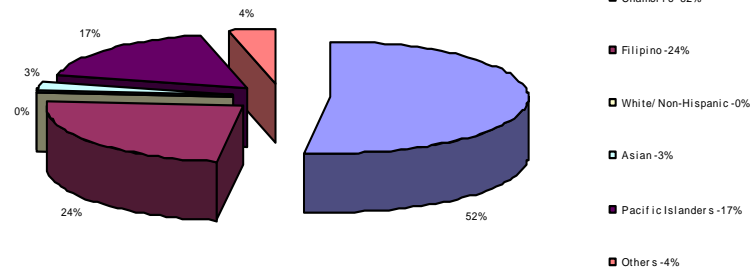
Student Enrollment by Grade

Based on September 30, 2007 Official Student Enrollment
School Year 2007-2008

Grade Level	Enrollment	Percentage
6th Grade	364	30%
7th Grade	418	35%
8th Grade	419	35%
Total:	1201	100%

UNTALAN MIDDLE SCHOOL ETHNIC DISTRIBUTION

Based on Average Daily Membership SY '07-'08



Average Daily Attendance Rate

Average Daily Attendance (ADA)	1124.5
Average Daily Membership (ADM)	1198.4
Attendance Rate	94%

Student Participating in Free/Reduced Lunch

Based on October 2007 Data from Food & Nutrition Services

Free	502	41%
Reduced	57	5%
Total	559	46%

Student Discipline (Suspension Rate)

Grade	Number of Incidents	Suspension Rate
6th Grade	82	19.4%
7th Grade	91	21.5%
8th Grade	63	17.0%
Total	236	19.4%

Human Resources

Position	No. of Employees	% of Total	Attendance Rate	Absentee Rate
Principals and Assistants	3	2%	89%	11%
Teachers	94	77%	92%	8%
Professional/Ancillary	6	5%	75%	25%
Support	19	16%	83%	17%
Total	122	100%	90%	10%

FY 2008 Actual Expenditures

Category	Amount	Percent
Salaries and Benefits	5,251,168.88	88%
Contractual Services	163,115.55	3%
Supplies and Materials	14,052.76	0%
Equipment	0.00	0%
Utilities	549,082.43	9%
Capital Outlay	0.00	0%
Total	\$5,977,419.62	100%

STUDENT ACHIEVEMENT

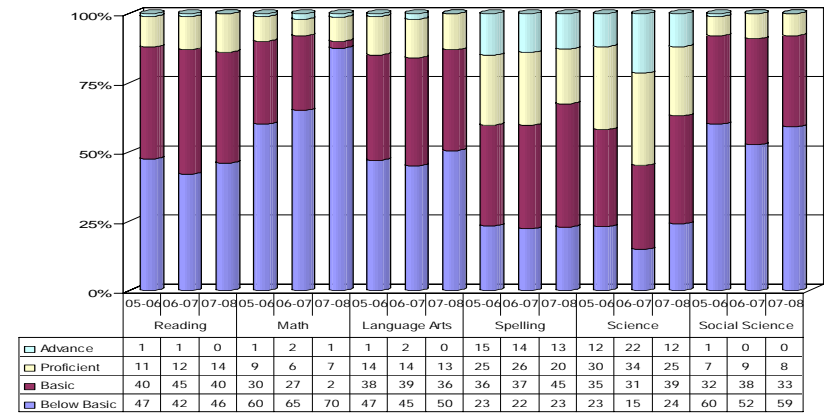
GUAM PUBLIC LAW 13-101. "The Board shall evaluate the efficiency of the instructional program in contributing to the achievement of the basic skills and shall continually revise both outcome statements and instructional procedures on the basis of evaluative data."

The GPSS Comprehensive Testing Program (CTP) is comprised of a variety of measures of student achievement including teacher-made tests, the Stanford Achievement Test (SAT10), and other standardized tests selected by the school. The SAT10 is administered district-wide to students enrolled in Grades 1-12. The graphs in the next section show SY 05-06 to SY 07-08 SAT10 results for reading, mathematics, language, environment/science, and social science.

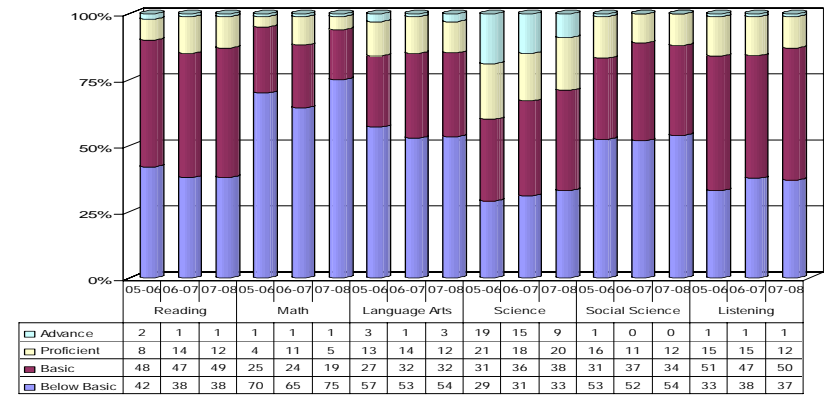
SCORE DEFINITIONS

Advanced	Signifies superior performance beyond grade level mastery.
Proficient	Represents solid academic performance , indicating that students are prepared for the next grade.
Basic	Indicates partial mastery of the knowledge and skills that are fundamental for satisfactory work.
Below Basic	Indicates little or no mastery of fundamental knowledge and skills.

Performance Levels for 6th Grade



Performance Levels for 7th Grade



Performance Levels for 8th Grade

