

School PTO & Administration SY 2007 - 2008

Parent-Teacher Organization Officers

Arlene Duenas	President
Robert Garrido	Vice President
Wendy Mendiola	Secretary
Juanita Salas	Treasurer
Romina Sagado	PIO

School Administration

Melissa Mafnas	Principal
Johansen Punongbayan	Assistant Principal

P.L. 26-26 School Performance Grade Classification

School Year 2007-2008 School Performance

Based on Public Law 28-45

SAT10 Proficient & Advanced Levels	School Data	P.L. 26-26 Grade Classification
SAT10 Grade 1 - Reading	55%	Satisfactory
SAT10 Grade 1 - Math	29%	Low
SAT10 Grade 1 - Language	5%	Unacceptable
SAT10 Grade 2 - Reading	24%	Low
SAT10 Grade 2 - Math	14%	Low
SAT10 Grade 2 - Language	5%	Unacceptable
SAT10 Grade 3 - Reading	31%	Low
SAT10 Grade 3 - Math	6%	Unacceptable
SAT10 Grade 3 - Language	17%	Low
SAT10 Grade 4 - Reading	22%	Low
SAT10 Grade 4 - Math	8%	Unacceptable
SAT10 Grade 4 - Language	17%	Low
SAT10 Grade 5 - Reading	10%	Low
SAT10 Grade 5 - Math	2%	Unacceptable
SAT10 Grade 5 - Language	8%	Unacceptable
School Passing Rate	100%	Exceptional
5th Grade Promotion Rate	100%	Exceptional
Student Attendance Rate	94%	Exceptional
Student Discipline Rate	0%	Exceptional
Employee Attendance Rate	92%	Satisfactory
School Improvement Plan	100%	
COMPOSITE SCORE/GRADE	52%	Satisfactory

School Initiatives & Exemplary Programs That Impact Student Achievement

SPECIAL PROGRAMS

- DEED Program
- Corrective Reading Program- Direct Instruction
- Chamorro Cultural & Language Program (PL 21-34 mandate)
- English as a Second Language (ESL) Program
- Special Education
- Gifted and Talented (GATE) Program
- Teacher Mentoring Program
- Head Start Program
- Summer Program 2007

EXEMPLARY ACCOMPLISHMENTS/AWARDS

- School Partnership with community and government agencies
- HATSA Mini-/Grant
- Monthly Newsletter

EXTRA-CURRICULAR ACTIVITIES

- Rainbows for all Children
- Youth Crime Watch
- Ina'fa Maolek - Peer Mediation
- Spelling Bee
- Poster and Essay Contest
- Wettengel Fun Club
- DEED Showcase
- Schoolwide Behavior Expectation (3B's) Program
- Wednesdays and Trivia (Spirit Day)

SPECIAL AWARDS

- 8th Place Scripp's Howard Spelling Bee Contest
- 1st & 3rd Place Guam Energy Island-wide Poster Contest (K-2 Division)
- 2nd Place Law Day Island wide Art Contest
- 1st Place Earth Week Island-wide Essay Contest
- 2nd Place Island-wide Chamorro Weaving Contest (Grades 2nd & 3rd) &
- 4th Place (Grades 4th & 5th)
- 1st Place Geography Bee



SCHOOL ANNUAL REPORT CARD SY 2007 - 2008

GUAM PUBLIC SCHOOL SYSTEM

WETTENGEL ELEMENTARY SCHOOL

Telephone..... 632-7770/7870

Fax..... 632-2319



“TEAM BINADU”

Color: Teal and Black
Located in Dededo, Guam

MISSION:

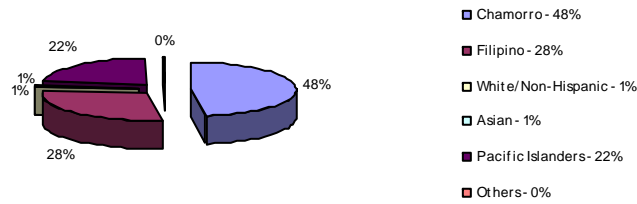
“The Wettengel community welcomes every student and commits to provide quality education and support, enabling each student to be a productive citizen and life-long learner.”

School Year 2007-2008 Student Enrollment by Grade

Grade Level	Enrollment	Percentage
1st Grade	107	19%
2nd Grade	98	17%
3rd Grade	119	21%
4th Grade	115	20%
5th Grade	130	23%
Total:	569	100%

WETTENGEL ETHNIC DISTRIBUTION

Based on Average Daily Membership SY '07-'08



Average Daily Attendance Rate

Average Daily Attendance (ADA)	731.8
Average Daily Membership (ADM)	776.3
Attendance Rate	94.3%

Student Participating in Free/Reduced Lunch

Free	411	89%
Reduced	52	11%
Total	463	100%

Human Resources

Position	No. of Employees	% of Total	Attendance Rate	Absentee Rate
Principals and Assistants	2	2%	95%	5%
Teachers	56	62%	93%	7%
Professional/Ancillary	3	3%	90%	10%
Support	30	33%	89%	11%
Total	91	100%	92%	8%

FY 2008 Actual Expenditures

Category	Amount	Percent
Salaries and Benefits	3,462,371.87	88%
Contractual Services	126,862.53	3%
Supplies and Materials	0.002,351.88	0%
Equipment	0.00	0%
Utilities	365,214.76	9%
Capital Outlay	0.00	0%
Total	\$3,956,801.04	100%

STUDENT ACHIEVEMENT

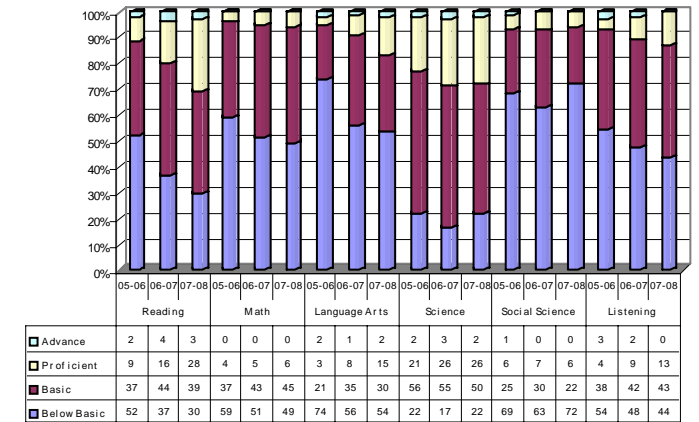
GUAM PUBLIC LAW 13-101. "The Board shall evaluate the efficiency of the instructional program in contributing to the achievement of the basic skills and shall continually revise both outcome statements and instructional procedures on the basis of evaluative data."

The GPSS Comprehensive Testing Program (CTP) is comprised of a variety of measures of student achievement including teacher-made tests, the Stanford Achievement Test (SAT10), and other standardized tests selected by the school. The SAT10 is administered district-wide to students enrolled in Grades 1-12. The graphs in the next section show SY 05-06 to SY 07-08 SAT10 results for reading, math, language, environment/science, and social science.

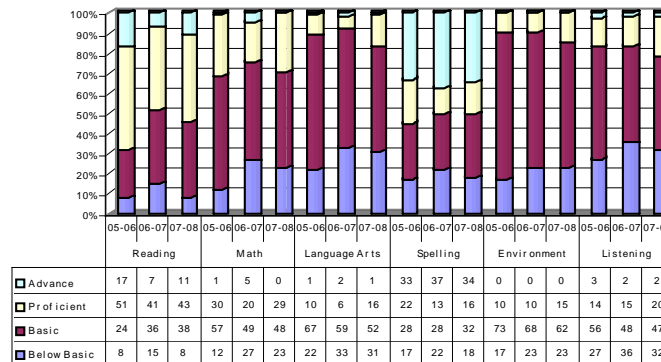
SCORE DEFINITIONS

<u>Advanced</u>	Signifies superior performance beyond grade level mastery.
<u>Proficient</u>	Represents solid academic performance, indicating that students are prepared for the next grade.
<u>Basic</u>	Indicates partial mastery of the knowledge and skills that are fundamental for satisfactory work.
<u>Below Basic</u>	Indicates little or no mastery of fundamental knowledge and

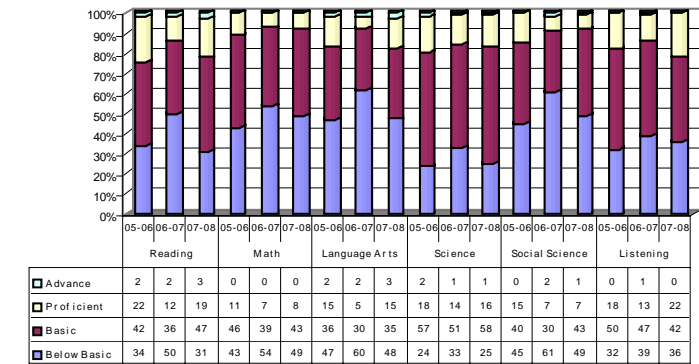
Performance Levels for Grade 3



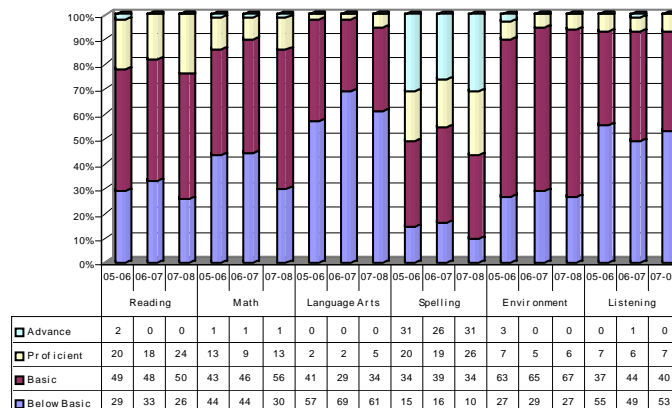
Performance Levels for Grade 1



Performance Levels for Grade 4



Performance Levels for Grade 2



Performance Levels for Grade 5

