

School PTO & Administration SY 2007 - 2008

Parent-Teacher Organization Officers		
Patrick Bray	President	
Jaoquin Diaz	Vice President	
Leona Agoun	Secretary	
Kristina Gschwend	Treasurer	
Jeremiah Diaz	Teacher Rep	
Frank Muna	Staff Rep	
School Administration		
Michael Meno	Principal	

P.L. 26-26 School Performance Grade Classification

School Year 2007-2008 School Performance

Based on Public Law 28-45

SAT10 Proficient & Advanced Levels	School Data	P.L. 26-26 Grade Classification
SAT10 Grade 1 - Reading	72%	Strong
SAT10 Grade 1 - Math	39%	Low
SAT10 Grade 1 - Language	11%	Low
SAT10 Grade 2 - Reading	22%	Low
SAT10 Grade 2 - Math	16%	Low
SAT10 Grade 2 - Language	4%	Unacceptable
SAT10 Grade 3 - Reading	14%	Low
SAT10 Grade 3 - Math	5%	Unacceptable
SAT10 Grade 3 - Language	9%	Unacceptable
SAT10 Grade 4 - Reading	11%	Low
SAT10 Grade 4 - Math	2%	Unacceptable
SAT10 Grade 4 - Language	13%	Low
SAT10 Grade 5 - Reading	13%	Low
SAT10 Grade 5 - Math	0%	Unacceptable
SAT10 Grade 5 - Language	18%	Low
School Passing Rate	100%	Exceptional
5th Grade Promotion Rate	100%	Exceptional
Student Attendance Rate	98%	Exceptional
Student Discipline Rate	0%	Exceptional
Employee Attendance Rate	89%	Strong
School Improvement Plan	100%	
COMPOSITE SCORE/GRADE	52%	Satisfactory

School Initiatives & Exemplary Programs That Impact Student Achievement

SPECIAL PROGRAMS

- ESL Program
- Direct Instruction
- Special Education
- GATE Program
- Pre-Gate Program
- Chamorro Program (PL 21-34 mandate)
- Teacher Mentoring Program
- Second Step
- Head Start
- Summer School 2008

EXEMPLARY ACCOMPLISHMENTS

- "Eagles Academy" - school's teacher training program
- HATSA Mini-Grant
- International Reading Association

EXTRA-CURRICULAR ACTIVITIES

- Big Brothers/Big Sisters

SPECIAL AWARDS

- Merit Awards for Academic Achievement

MONTHLY SCHOOL NEWSLETTER

"Eagles Chronicle"



SCHOOL ANNUAL REPORT CARD SY 2007- 2008

GUAM PUBLIC SCHOOL SYSTEM

H.S. TRUMAN ELEMENTARY SCHOOL

Telephone..... 565-5195/2533
Fax..... 565-3657



"HOME OF THE GOLDEN EAGLES"

Color: Blue/Yellow
Located in Santa Rita, Guam

MISSION

"The teachers, staff, parents, and community partners will, in a safe and nurturing environment, prepare all students with skills needed for life in the New Millennium to be responsible and productive citizens on our island and in our global community."

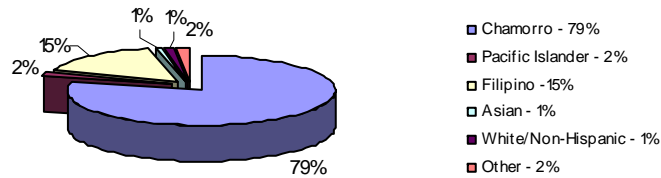
School Year 2007-2008 Student Enrollment by Grade

Based on September 30, 2007 Official Student Enrollment

Grade Level	Enrollment	Percentage
Kindergarten	46	14%
1st Grade	67	22%
2nd Grade	60	18%
3rd Grade	44	13%
4th Grade	50	15%
5th Grade	59	18%
Total:	326	100%

H.S. Truman Elementary School Ethnic Distribution

Based on Average Daily Membership SY 07-08



Average Daily Attendance Rate	
Average Daily Attendance (ADA)	313.1
Average Daily Membership (ADM)	320.7
Attendance Rate	98%

Student Participating in Free/Reduced Lunch		
Based on October 2007 Data from Food & Nutrition Services		
Free	164	46%
Reduced	32	9%
Total	196	55%

Human Resources

Position	No. of Employees	% of Total	Attendance Rate	Absentee Rate
Principals and Assistants	1	2%	58%	42%
Teachers	37	65%	93%	7%
Professional/Ancillary	3	2%	91%	9%
Support	18	19%	81%	19%
Total	59	100%	89%	11%

FY 2008 Actual Expenditures

Category	Amount	Percent
Salaries and Benefits	2,465,250.91	89%
Contractual Services	27,007.56	1%
Supplies and Materials	1,307.10	0%
Equipment	0.00	0%
Utilities	284,731.08	10%
Capital Outlay	0.00	0%
Total	\$2,778,296.65	100%

STUDENT ACHIEVEMENT

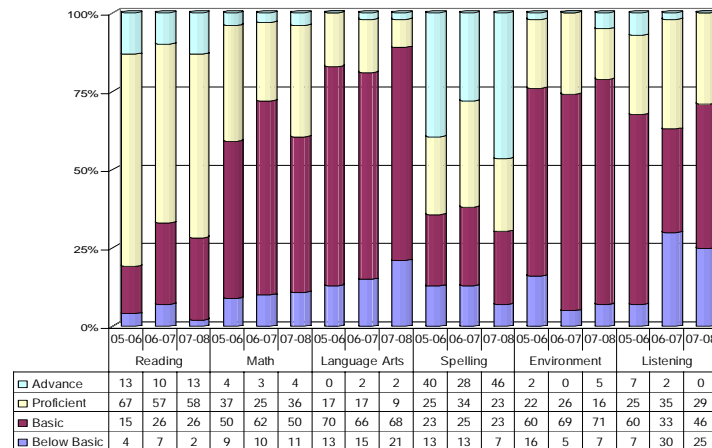
GUAM PUBLIC LAW 13-101. "The Board shall evaluate the efficiency of the instructional program in contributing to the achievement of the basic skills and shall continually revise both outcome statements and instructional procedures on the basis of evaluative data."

The GPSS Comprehensive Testing Program (CTP) is comprised of a variety of measures of student achievement including teacher-made tests, the Stanford Achievement Test (SAT10), and other standardized tests selected by the school. The SAT10 is administered district-wide to students enrolled in Grades 1-12. The graphs in the next section show SY 05-06 to SY 07-08 SAT10 results for reading, math, language, environment/science, and social science.

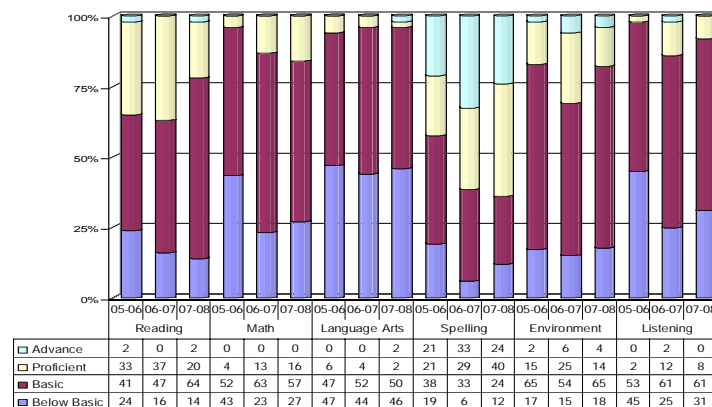
SCORE DEFINITIONS

Advanced	Signifies superior performance beyond grade level mastery.
Proficient	Represents solid academic performance , indicating that students are prepared for the next grade.
Basic	Indicates partial mastery of the knowledge and skills that are fundamental for satisfactory work.
Below Basic	Indicates little or no mastery of fundamental knowledge and skills.

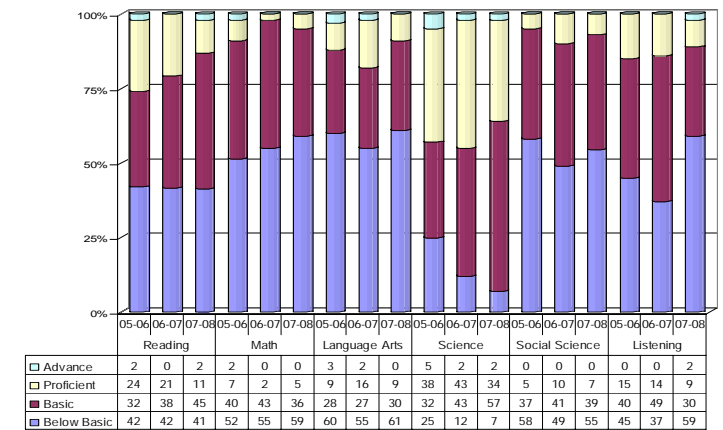
Performance Levels - Grade 1



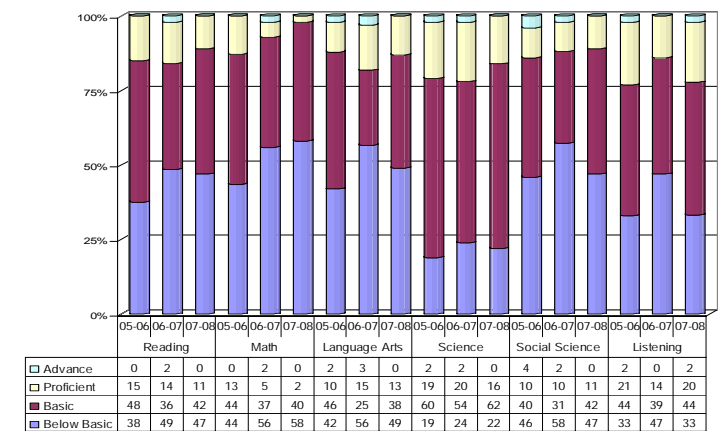
Performance Levels - Grade 2



Performance Levels - Grade 3



Performance Levels - Grade 4



Performance Levels - Grade 5

