

## School PTO & Administration SY 2007 - 2008

Parent-Teacher Organization Officers	
Rowena Torres	President
Patty Jo Quitugua	Vice President
Eliza Tenorio	Secretary
Annie Arevalo	Treasurer
Jeni Ann Flores	Public Information Officer
School Administration	
Katherine M. Reyes	Principal
Barbara Paulino-Meno	Assistant Principal

## School Initiatives & Exemplary Programs That Impact Student Achievement

### SPECIAL PROGRAMS

- DEED
- Corrective Reading Program Direct Instruction
- ESL Program
- Chamorro Program (PL 21-34 mandate)
- Special Education
- GATE Program
- Pre-Gate Program
- Pre-School Autistic and Medically Fragile Program
- Teacher Mentoring Program
- Speech

### EXEMPLARY ACCOMPLISHMENTS

- SAT 10: Scored above the 50th National Percentile Ranking for Grades 3 & 5 - Spelling
- SAT 10: Scored at or above the district (NPR)
  - Grade 2 - Reading, Math, Language, Spelling, Listening
  - Grade 3 - Reading, Math, Language, Spelling, Science, Soc Sci, Listening
  - Grade 4 - Reading, Math, Language, Spelling, Listening
  - Grade 5 - Reading, Math, Language, Spelling, Science, Soc Sci, Listening
- Mental Health & Substance Abuse presentation
- School Partnership with community and government agencies

### EXTRA-CURRICULAR ACTIVITIES

- |                                       |                       |
|---------------------------------------|-----------------------|
| • Peer Mediation                      | • Student Council     |
| • Rainbows for all Children           | • Isla Art-a-Thon     |
| • Youth Crime Watch                   | • Recycling Committee |
| • Big Brothers/Big Sisters            | • Talent Show         |
| • Geography Bee                       | • Special Olympics    |
| • Spelling Bee                        | • Food Drive          |
| • National Teach Children to Save Day | • UNICEF Drive        |
| • Special Olympics                    | • WAVE Club           |
| • Fitness Program                     | • International Day   |
| • Toys for Tots                       | • Veteran's Day       |
| • Peace Rally                         | • Earth Day           |
| • Valentine' Day                      |                       |

### SPECIAL AWARDS

- Maria Soriano - Energy Poster & Essay Contest (3rd Place Island-wide)
- Laura Gombar - I Recycle Program-Earth Week Essay Contest (2nd Place Island-wide)
- Janice Barcione - I Recycle Program-Earth Week Essay Contest (3rd Gr. Teacher)
- Maria Soriano - Art work chosen for Isla Art Exhibit
- Rotlin Sabnat - Art work chosen for Isla Art Exhibit
- Eric Jung - Art work chosen for Isla Art Exhibit
- Clai Aflague— Island-wide Rep., Asian Pacific Children's Convention, Fukuoka, Japan
- Isa Perez—Island-wide Rep., Asian Pacific Children's Convention, Fukuoka, Japan

WEEKLY SCHOOL NEWSLETTER  
"TES NEWSLETTER"



## SCHOOL ANNUAL REPORT CARD SY 2007 - 2008

GUAM PUBLIC SCHOOL SYSTEM

# TAMUNING ELEMENTARY SCHOOL

Telephone..... 646-8058/9/8648  
Fax..... 649-8055



### "HOME OF THE WHALES"

Color: Burgundy & Khaki  
Located in Tamuning, Guam

### MISSION

*"We strive to be well-rounded and responsible citizens...Who show respect for ourselves, others and our community...Who behave appropriately, reach for academic excellence, set goals and work at them, communicate effectively and serve others willingly in order to build a better world."*

### P.L. 26-26 School Performance Grade Classification

#### School Year 2007-2008 School Performance

*Based on Public Law 28-45*

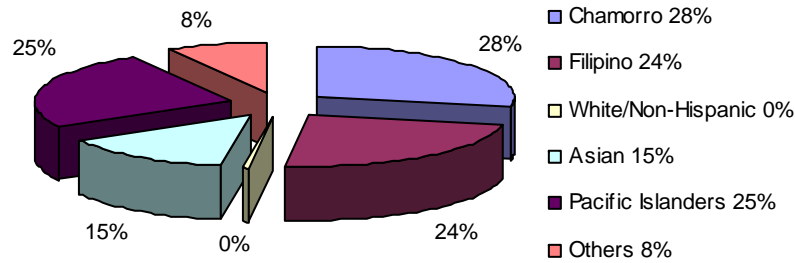
SAT10 Proficient & Advanced Levels	School Data	P.L. 26-26 Grade Classification
SAT10 Grade 2 - Reading	18%	Low
SAT10 Grade 2 - Math	16%	Low
SAT10 Grade 2 - Language	3%	Unacceptable
SAT10 Grade 3 - Reading	24%	Low
SAT10 Grade 3 - Math	24%	Low
SAT10 Grade 3 - Language	23%	Low
SAT10 Grade 4 - Reading	20%	Low
SAT10 Grade 4 - Math	17%	Low
SAT10 Grade 4 - Language	15%	Low
SAT10 Grade 5 - Reading	12%	Low
SAT10 Grade 5 - Math	21%	Low
SAT10 Grade 5 - Language	14%	Low
School Passing Rate	97%	Strong
5th Grade Promotion Rate	100%	Exceptional
Student Attendance Rate	96%	Exceptional
Student Discipline Rate	0%	Exceptional
Employee Attendance Rate	88%	Low
School Improvement Plan	100%	
<b>COMPOSITE SCORE/GRADE</b>	<b>52%</b>	<b>Satisfactory</b>

## Student Enrollment by Grade School Year 2007-2008

Based on September 30, 2007 Official Student Enrollment

Grade Level	Enrollment	Percentage
1st Grade	-	-
2nd Grade	163	15%
3rd Grade	152	14%
4th Grade	148	14%
5th Grade	623	57%
<b>Total:</b>	<b>1086</b>	<b>100%</b>

### TAMUNING ELEMENTARY ETHNIC DISTRIBUTION Based on Average Daily Membership SY '07-'08



### Average Daily Attendance Rate

Average Daily Attendance (ADA)	637.8
Average Daily Membership (ADM)	667.9
<b>Attendance Rate</b>	<b>95.5%</b>

### Student Participating in Free/Reduced Lunch

Based on October 2007 Data from Food & Nutrition Services

Free	303	46%
Reduced	59	9%
<b>Total</b>	<b>362</b>	<b>55%</b>

### FY 2008 Actual Expenditures

Category	Amount	Percent
Salaries and Benefits	2,998,590.66	86%
Contractual Services	84,754.54	2%
Supplies and Materials	2,026.16	0%
Equipment	0.00	0%
Utilities	411,665.98	12%
Capital Outlay	0.00	0%
<b>Total</b>	<b>\$3,497,037.34</b>	<b>100%</b>

## Human Resources

Based on Data from FSAIS on Spetember 2008

Position	No. of Employees	% of Total	Attendance Rate	Absentee Rate
Principals and Assistants	2	3%	100%	0%
Teachers	48	65%	88%	12%
Professional/Ancillary	3	4%	85%	15%
Support	21	28%	89%	11%
<b>Total</b>	<b>74</b>	<b>100%</b>	<b>88%</b>	<b>12%</b>

## STUDENT ACHIEVEMENT

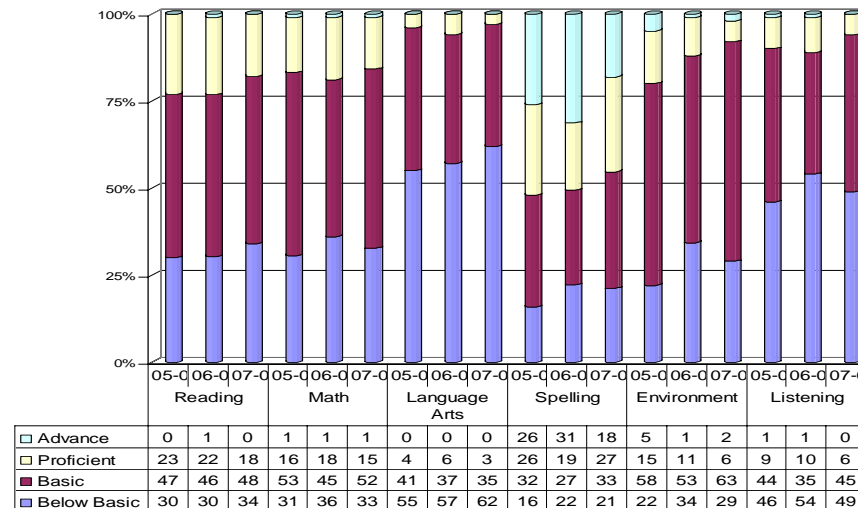
GUAM PUBLIC LAW 13-101. "The Board shall evaluate the efficiency of the instructional program in contributing to the achievement of the basic skills and shall continually revise both outcome statements and instructional procedures on the basis of evaluative data.

The GPSS Comprehensive Testing Program (CTP) is comprised of a variety of measures of student achievement including teacher-made tests, the Stanford Achievement Test (SAT10), and other standardized tests selected by the school. The SAT10 is administered district-wide to students enrolled in Grades 1-12. The graphs in the next section show SY 05-06 to SY 07-08 SAT 10 results for reading, math, language, environment/science, and social science.

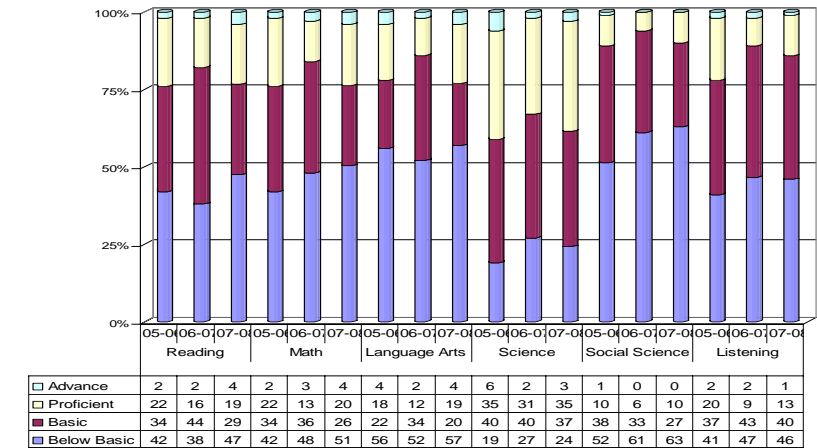
## SCORE DEFINITIONS

<b>Advanced</b>	Signifies <b>superior performance</b> beyond grade level mastery.
<b>Proficient</b>	Represents <b>solid academic performance</b> , indicating that students are prepared for the next grade.
<b>Basic</b>	Indicates <b>partial mastery</b> of the knowledge and skills that are fundamental for satisfactory work.
<b>Below Basic</b>	Indicates <b>little or no mastery</b> of fundamental knowledge and skills.

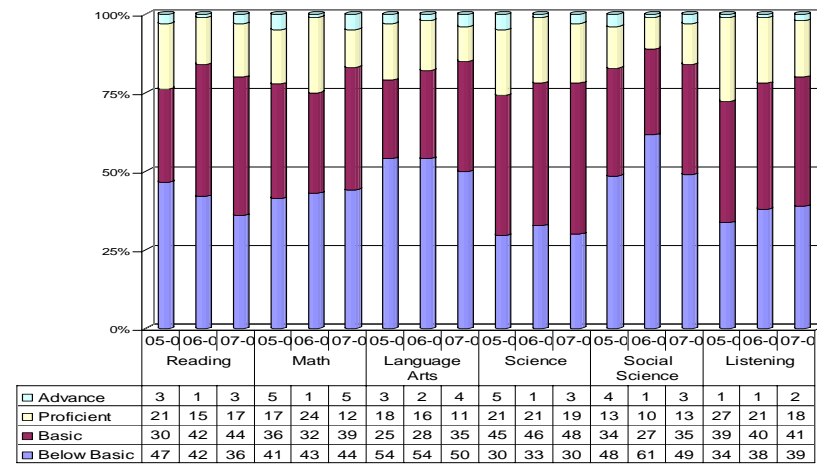
## Performance Levels—Grade 2nd



## Performance Levels—Grade 3rd



## Performance Levels—Grade 4th



## Performance Levels—Grade 5th

