

## School PTO & Administration SY 2007 - 2008

### Parent-Teacher Organization Officers

IN-ACTIVE FOR SY 07-08

President

Vice President

## School Initiatives & Exemplary Programs That Impact Student Achievement

### SPECIAL PROGRAMS

- DEED
- Corrective Reading Program- Direct Instruction
- ESL Program
- Chamorro Program (PL 21-34 mandate)
- Special Education
- Special Education - Vision Impaired & Autism Programs
- GATE Program
- Summer Program 2008

### EXEMPLARY ACCOMPLISHMENTS

- School Partnership with Governor & Lt. Governor's Office, MOMAU 8, First Lady's Office, Veteran's Affairs, and the Talofofu Mayor's Office.
- Special Education - Emotionally Disabled Program
- Special Education - Hearing Impaired Program
- GATE Visual Arts - "Pickled Payaya" Cover Page Student Art Work

### EXTRA-CURRICULAR ACTIVITIES

- Cultural Dance Troupe - "Katon I Tano"
- Public Health Art Contest
- Bank of Guam Art Contest
- Special Olympics Participants
- Sent Christmas Cards to Troops in Iraq
- United Nations Parade
- The Art of Healing Art Show
- Reading Rainbow Young Writers & Illustrators
- Math Olympiad & Geography Bee competitions
- Isla Art-a Thon
- Department of Agriculture Garden Project
- Red Ribbon Activities
- Momau Weekly Reading
- Monthly PE Activities

### SPECIAL AWARDS

- 3 Student Scholarships to Mt. Carmel Catholic School
- Dinana Minagof Cultural Dance Competition - 1st Place Contemporary Division
- 1st Place Overall Winner, Dance Competition
- MOMAU Student of the Month
- Rotary Club Donated Dictionaries to all 3rd Graders
- Adventures Yellow Pages Monetary Donation
- Yamashita Corp. Supply Donation
- MOMAU Supply Donation
- SBA Supply Donation
- PTO Equipment Donation

**WEEKLY SCHOOL NEWSLETTER**  
*"TALOFOFO PARENT NEWSLETTER"*

## SCHOOL ANNUAL REPORT CARD SY 2007 - 2008

### GUAM PUBLIC SCHOOL SYSTEM

# TALOFOFO ELEMENTARY SCHOOL

Telephone..... 789-1171/1386

Fax..... 789-3651



### "HOME OF THE TIGERS"

Color: Gold and Black  
Located in Talofofu, Guam

### MISSION:

*"Talofofu Elementary School strives to educate and develop well-rounded, knowledgeable and productive citizens."*

*T=Technology Users*

*I=Independent Learners*

*G=Goal Oriented Individuals*

*E=Effective Communicators*

*R=Respectful & Responsible Community*

*Members*

*S=Self Directed Learners*



### P.L. 26-26 School Performance Grade Classification

#### School Year 2007-2008 School Performance

*Based on Public Law 28-45*

SAT10 Proficient & Advanced Levels	School Data	P.L. 26-26 Grade Classification
SAT10 Grade 1 - Reading	42%	Low
SAT10 Grade 1 - Math	5%	Unacceptable
SAT10 Grade 1 - Language	0%	Unacceptable
SAT10 Grade 2 - Reading	34%	Low
SAT10 Grade 2 - Math	20%	Low
SAT10 Grade 2 - Language	8%	Unacceptable
SAT10 Grade 3 - Reading	8%	Unacceptable
SAT10 Grade 3 - Math	6%	Unacceptable
SAT10 Grade 3 - Language	4%	Unacceptable
SAT10 Grade 4 - Reading	18%	Low
SAT10 Grade 4 - Math	8%	Low
SAT10 Grade 4 - Language	15%	Low
SAT10 Grade 5 - Reading	8%	Unacceptable
SAT10 Grade 5 - Math	0%	Unacceptable
SAT10 Grade 5 - Language	7%	Unacceptable
School Passing Rate	100%	Exceptional
5th Grade Promotion Rate	100%	Exceptional
Student Attendance Rate	93%	Exceptional
Student Discipline Rate	0%	Exceptional
Employee Attendance Rate	94%	Satisfactory
School Improvement Plan	100%	
<b>COMPOSITE SCORE/GRADE</b>	<b>51%</b>	<b>Satisfactory</b>

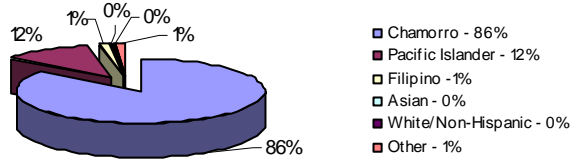
### School Year 2007-2008 Student Enrollment by Grade

Based on September 30, 2007 Official Student Enrollment

Grade Level	Enrollment	Percentage
Kindergarden	33	12%
1st Grade	41	14%
2nd Grade	62	21%
3rd Grade	51	17%
4th Grade	44	15%
5th Grade	63	21%
<b>Total:</b>	<b>294</b>	<b>100%</b>

### Talofofo Elementary School Ethnic Distribution

Based on Average Daily Membership SY 07-08



### Average Daily Attendance Rate

Average Daily Attendance (ADA)	269.9
Average Daily Membership (ADM)	291.1
<b>Attendance Rate</b>	<b>93%</b>

### Student Participating in Free/Reduced Lunch

Based on October 2007 Data from Food & Nutrition Services

Free	196	67%
Reduced	13	4%
<b>Total</b>	<b>209</b>	<b>71%</b>

### Human Resources

Position	No. of Employees	% of Total	Attendance Rate	Absentee Rate
Principals and Assistants	2	4%	99%	1%
Teachers	26	57%	95%	5%
Professional/Ancillary	3	6%	95%	5%
Support	15	33%	90%	10%
<b>Total</b>	<b>46</b>	<b>100%</b>	<b>94%</b>	<b>6%</b>

### FY 2008 Actual Expenditures

Category	Amount	Percent
Salaries and Benefits	1,778,168.56	88%
Contractual Services	34,887.51	2%
Supplies and Materials	7,062.95	0%
Equipment	0.00	0%
Utilities	193,765.44	10%
Capital Outlay	0.00	0%
<b>Total</b>	<b>\$2,013,884.46</b>	<b>100%</b>

## STUDENT ACHIEVEMENT

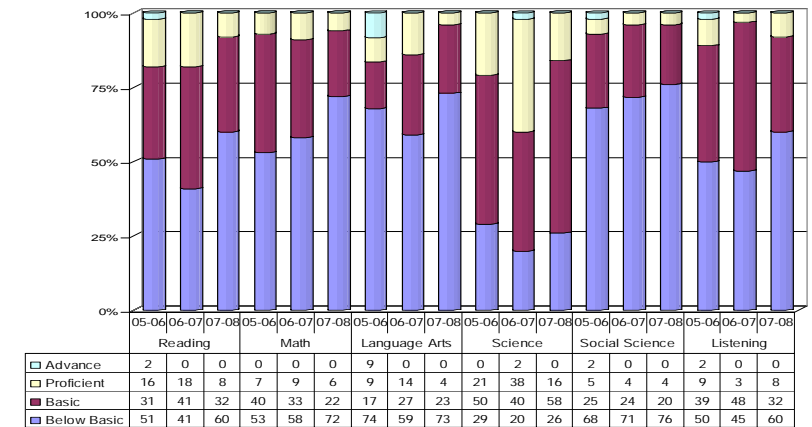
GUAM PUBLIC LAW 13-101. "The Board shall evaluate the efficiency of the instructional program in contributing to the achievement of the basic skills and shall continually revise both outcome statements and instructional procedures on the basis of evaluative data."

The GPSS Comprehensive Testing Program (CTP) is comprised of a variety of measures of student achievement including teacher-made tests, the Stanford Achievement Test (SAT10), and other standardized tests selected by the school. The SAT10 is administered district-wide to students enrolled in Grades 1-12. The graphs in the next section show SY 05-06 to SY 07-08 SAT10 results for reading, math, language, environment/science, and social science.

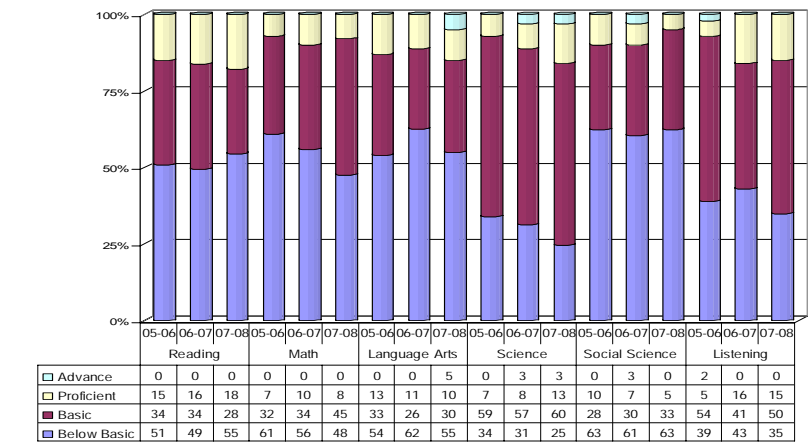
### SCORE DEFINITIONS

<b>Advanced</b>	Signifies <b>superior performance</b> beyond grade level mastery.
<b>Proficient</b>	Represents <b>solid academic performance</b> , indicating that students are prepared for the next grade.
<b>Basic</b>	Indicates <b>partial mastery</b> of the knowledge and skills that are fundamental for satisfactory work.
<b>Below Basic</b>	Indicates <b>little or no mastery</b> of fundamental knowledge and skills.

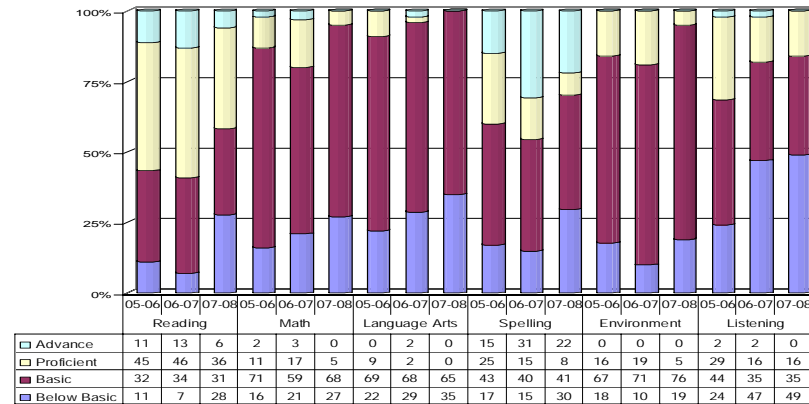
### Performance Levels - Grade 3



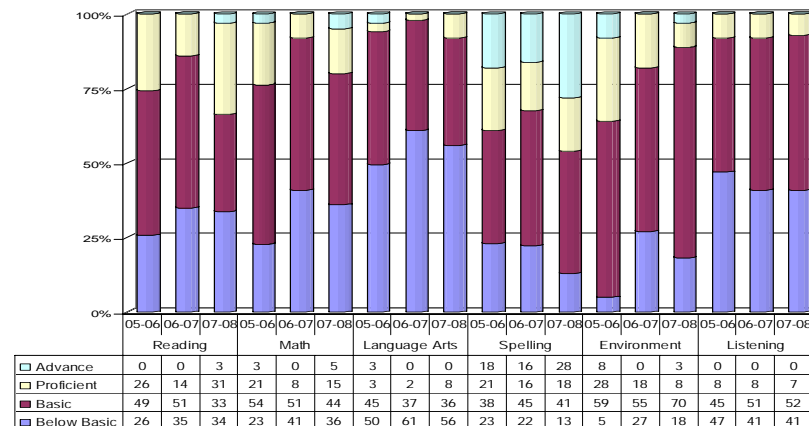
### Performance Levels - Grade 4



### Performance Levels - Grade 1



### Performance Levels - Grade 2



### Performance Levels - Grade 5

