

School PTO & Administration SY 2007 - 2008

Parent-Teacher Organization Officers	
Kimberly Camacho	President
Amy Arriola	Vice President
Rose Muna	Secretary
Jessica Mantanona	Treasurer
Shelia Paulino	Public Information Officer
School Administration	
Anna Pangelinan	Principal

P.L. 26-26 School Performance Grade Classification

School Year 2007-2008 School Performance

Based on Public Law 28-45

SAT10 Proficient & Advanced Levels	School Data	P.L. 26-26 Grade Classification
SAT10 Grade 1 - Reading	66%	Satisfactory
SAT10 Grade 1 - Math	47%	Low
SAT10 Grade 1 - Language	15%	Low
SAT10 Grade 2 - Reading	35%	Low
SAT10 Grade 2 - Math	27%	Low
SAT10 Grade 2 - Language	8%	Unacceptable
SAT10 Grade 3 - Reading	26%	Low
SAT10 Grade 3 - Math	21%	Low
SAT10 Grade 3 - Language	11%	Low
SAT10 Grade 4 - Reading	24%	Low
SAT10 Grade 4 - Math	9%	Unacceptable
SAT10 Grade 4 - Language	19%	Low
SAT10 Grade 5 - Reading	20%	Low
SAT10 Grade 5 - Math	12%	Low
SAT10 Grade 5 - Language	19%	Low
School Passing Rate	100%	Exceptional
5th Grade Promotion Rate	100%	Exceptional
Student Attendance Rate	94%	Exceptional
Student Discipline Rate	0%	Exceptional
Employee Attendance Rate	91%	Satisfactory
School Improvement Plan	100%	
COMPOSITE SCORE/GRADE	58%	Satisfactory

School Initiatives & Exemplary Programs That Impact Student Achievement

SPECIAL PROGRAMS

- Direct Instruction Program
- ESL Program
- ESL Program
- Special Education Program
- GATE Program
- Pre GATE Program
- Chamorro Program
- DEED Program
- Summer School Program

EXEMPLARY ACCOMPLISHMENTS

- **SAT10: Scored at or above the 50th National Percentile Ranking:**
 Grade 1 Reading & Spelling
 Grade 2 Spelling
 Grade 4 Spelling
 Grade 5 Science
- **School Partnership with community/military/government agencies**
- **School Newsletter**
- **HATSA Mini-Grant**
- **Home and School Grant**

EXTRA-CURRICULAR ACTIVITIES

- Parent Teacher Organization: Grass Cutting, Repairing Air conditioners, Parking Lot Lights & Supplies and materials throughout the year.
- Rai and Raina Program
- IRA Read-a-Thon
- Yearbook
- Spelling Bee
- Chamorro Month
- Big Bird Read-a-Thon
- End-of-School Year Bash
- 5th Grade Promotional Ceremony
- GATE Student Performance

SPECIAL AWARDS

- SAT-10 Student Awards
- "Student of the month" Awards
- "A & B" Honor Roll and Citizenship Awards



SCHOOL ANNUAL REPORT CARD SY 2007 - 2008

GUAM PUBLIC SCHOOL SYSTEM **ORDOT CHALAN PAGO ELEMENTARY SCHOOL**

Telephone..... 477-9645/472-4687
Fax..... 477-2188



“HOME OF THE ANTS”

Color: Gold & Royal Blue
Located in Ordot & Chalan Pago, Guam

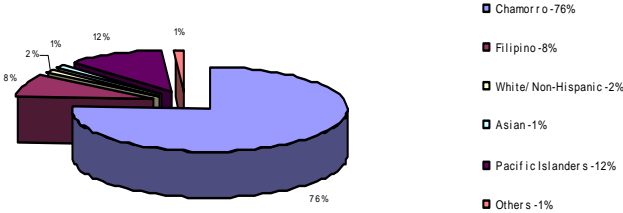
MISSION:

“To establish a school, home, and community relationship that will foster a nurturing and stimulating environment and empower students to acquire academic, social skills needed to grow into responsible and productive citizens. ”

School Year 2007-2008 Student Enrollment by Grade

Grade Level	Enrollment	Percentage
1st Grade	88	21%
2nd Grade	74	17%
3rd Grade	86	20%
4th Grade	79	18%
5th Grade	103	24%
Total:	430	100%

ORDOT CHALAN PAGO ETHNIC DISTRIBUTION
Based on Average Daily Membership SY '07-'08



Average Daily Attendance Rate	
Average Daily Attendance (ADA)	471.4
Average Daily Membership (ADM)	503.6
Attendance Rate	94%

Student Participating in Free/Reduced Lunch		
Free	304	60%
Reduced	32	6%
Total	336	66%

Human Resources				
Position	No. of Employees	% of Total	Attendance Rate	Absentee Rate
Principals and Assistants	1	1%	81%	19%
Teachers	43	57%	91%	9%
Professional/Ancillary	3	4%	90%	10%
Support	29	38%	91%	9%
Total	76	100%	91%	9%

FY 2008 Actual Expenditures		
Category	Amount	Percent
Salaries and Benefits	2,939,887.36	91%
Contractual Services	78,025.54	3%
Supplies and Materials	8,477.11	0%
Equipment	0.00	0%
Utilities	202,237.29	6%
Capital Outlay	0.00	0%
Total	\$3,228,627.30	100%

STUDENT ACHIEVEMENT

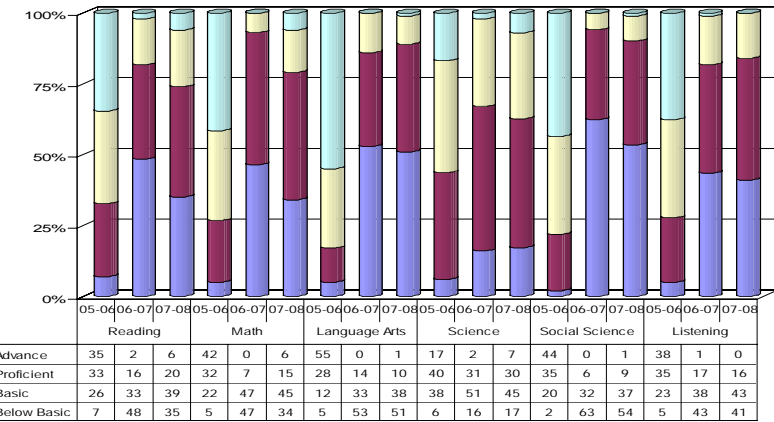
GUAM PUBLIC LAW 13-101. "The Board shall evaluate the efficiency of the instructional program in contributing to the achievement of the basic skills and shall continually revise both outcome statements and instructional procedures on the basis of evaluative data."

The GPSS Comprehensive Testing Program (CTP) is comprised of a variety of measures of student achievement including teacher-made tests, the Stanford Achievement Test (SAT10), and other standardized tests selected by the school. The SAT10 is administered district-wide to students enrolled in Grades 1-12. The graphs in the next section show SY 05-06 to SY 07-08 SAT10 results for reading, math, language, environment/science, and social science.

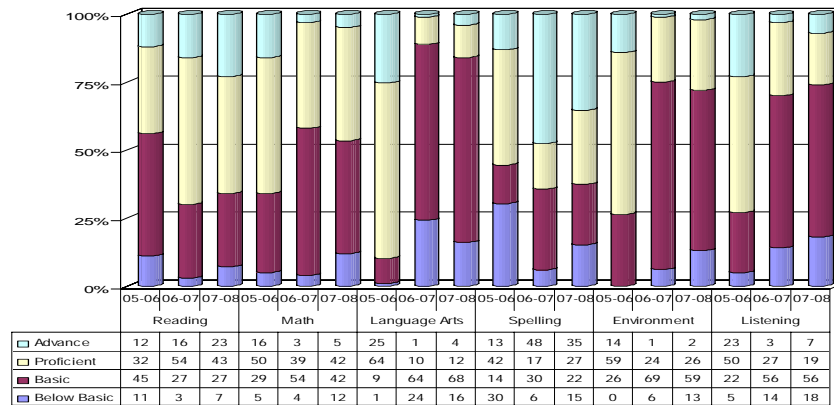
SCORE DEFINITIONS

- Advanced** Signifies **superior performance** beyond grade level mastery.
- Proficient** Represents **solid academic performance**, indicating that students are prepared for the next grade.
- Basic** Indicates **partial mastery** of the knowledge and skills that are fundamental for satisfactory work.
- Below Basic** Indicates **little or no mastery** of fundamental knowledge and skills.

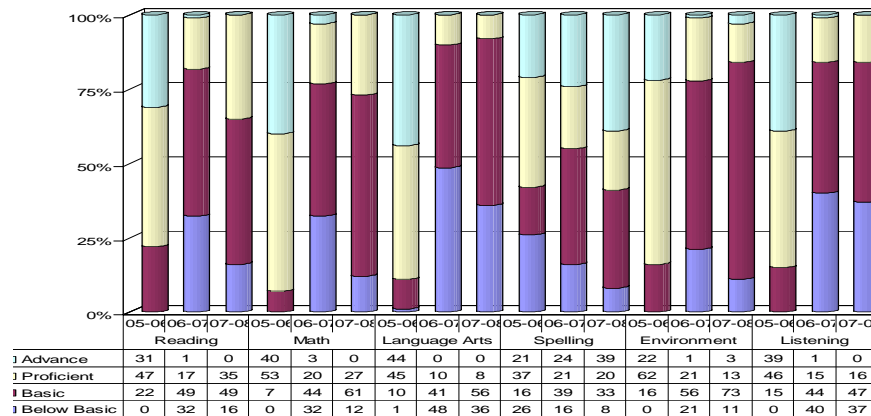
Performance Levels for 3rd Grade



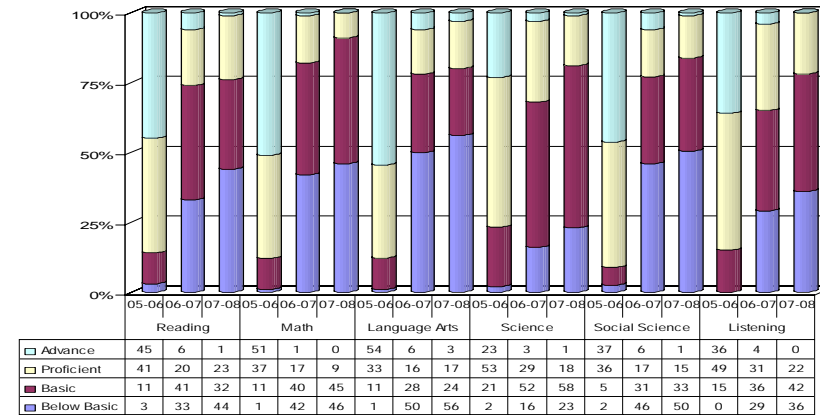
Performance Levels for 1st Grade



Performance Levels for 2nd Grade



Performance Levels for 4th Grade



Performance Levels for 5th Grade

