

School PTO & Administration SY 2007 - 2008

Parent-Teacher Organization Officers

Rebecca T. Afleje	President
Laurie Mansapit	Vice President
Julie Tyquiengco	Secretary
Shirley Fegurgur	Treasurer

School Administration

Janet A. Duenas	Principal
Silvino U. Quinene	Acting, Assistance Principal

P.L. 26-26 School Performance Grade Classification

School Year 2007-2008 School Performance

Based on Public Law 28-45

SAT10 Proficient & Advanced Levels	School Data	P.L. 26-26 Grade Classification
SAT10 Grade 1 - Reading	73%	Strong
SAT10 Grade 1 - Math	32%	Low
SAT10 Grade 1 - Language	38%	Low
SAT10 Grade 2 - Reading	28%	Low
SAT10 Grade 2 - Math	24%	Low
SAT10 Grade 2 - Language	8%	Unacceptable
SAT10 Grade 3 - Reading	27%	Low
SAT10 Grade 3 - Math	18%	Low
SAT10 Grade 3 - Language	21%	Low
SAT10 Grade 4 - Reading	14%	Low
SAT10 Grade 4 - Math	9%	Unacceptable
SAT10 Grade 4 - Language	19%	Low
SAT10 Grade 5 - Reading	5%	Unacceptable
SAT10 Grade 5 - Math	5%	Unacceptable
SAT10 Grade 5 - Language	14%	Low
School Passing Rate	100%	Exceptional
5th Grade Promotion Rate	100%	Exceptional
Student Attendance Rate	92%	Exceptional
Student Discipline Rate	0%	Exceptional
Employee Attendance Rate	89%	Low
School Improvement Plan	100%	
COMPOSITE SCORE/GRADE	59%	Satisfactory

School Initiatives & Exemplary Programs That Impact Student Achievement

SPECIAL PROGRAMS

- DEED
- Chamorro Programs (PL 21-34 mandate)
- Corrective Reading Program - Direct Instruction
- ESL Program
- Special Education
- GATE Program
- Head Start

EXEMPLARY ACCOMPLISHMENTS

- SAT 10 areas of note are available in GPSS Superintendent's SAT 10 Administrators Report for SY 07-08

EXTRA-CURRICULAR ACTIVITIES

- Youth Crime Watch
- Spelling Bee
- Gate Visual & Performing Arts
- Read-a-Thon
- Art-a-Thon
- Parade of Nations
- Christmas Program
- Easter Egg Hunt
- Thanksgiving Luncheon

SPECIAL AWARD

- Sister-School Proclamation Signing and Presentation by Saitama Municipal Kamiko
- School Presentation by IRA sponsored author Robert Pottle



SCHOOL ANNUAL REPORT CARD SY 2007- 2008

GUAM PUBLIC SCHOOL SYSTEM

MERIZO MARTYRS ELEMENTARY SCHOOL

Telephone..... 828-8525/8779
Fax..... 828-2563



“HOME OF THE DOLPHINS”

Color: Blue & Khaki
Located in Merizo, Guam

MISSION

“The community of Merizo Martyrs Memorial School will:

*Develop
Outstanding citizens &
Leaders of tomorrow,
Promote
High standards.
Inspire &
Nurture all students to
Succeed in life”*

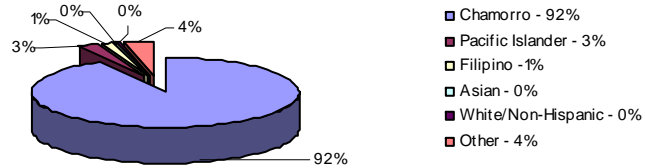
School Year 2007-2008 Student Enrollment by Grade

Based on September 30, 2007 Official Student Enrollment

Grade Level	Enrollment	Percentage
Kindergarten	30	14%
1st Grade	38	18%
2nd Grade	35	16%
3rd Grade	35	16%
4th Grade	42	19%
5th Grade	37	17%
Total:	217	100%

Merizo Martyrs Elementary School Ethnic Distribution

Based on Average Daily Membership SY 07-08



Average Daily Attendance Rate

Average Daily Attendance (ADA)	205.4
Average Daily Membership (ADM)	222.7
Attendance Rate	92%

Student Participating in Free/Reduced Lunch

Based on October 2007 from Free & Nutrition Services

Free	162	73%
Reduced	48	22%
Total	189	95%

Human Resources

Position	No. of Employees	% of Total	Attendance Rate	Absentee Rate
Principals and Assistants	1	3%	85%	15%
Teachers	21	70%	91%	9%
Professional/Ancillary	1	3%	91%	9%
Support	7	24%	81%	19%
Total	30	100%	89%	11%

FY 2008 Actual Expenditures

Category	Amount	Percent
Salaries and Benefits	1,486,810.21	86%
Contractual Services	20,554.50	1%
Supplies and Materials	4,869.64	0%
Equipment	0.00	0%
Utilities	226,294.42	13%
Capital Outlay	0.00	0%
Total	\$1,738,528.77	100%

STUDENT ACHIEVEMENT

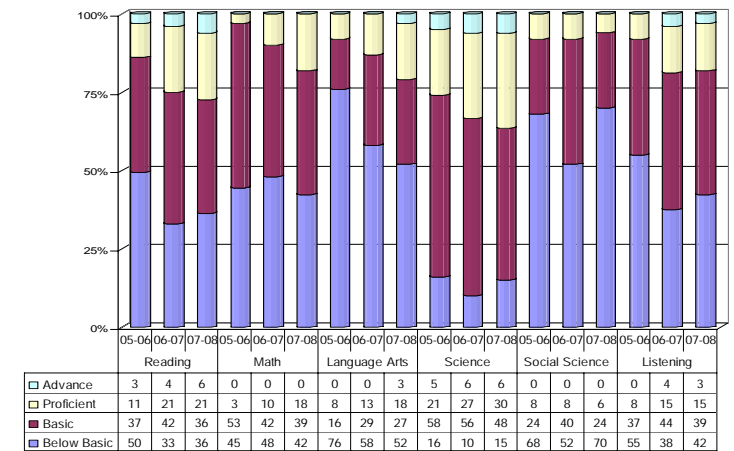
GUAM PUBLIC LAW 13-101. "The Board shall evaluate the efficiency of the instructional program in contributing to the achievement of the basic skills and shall continually revise both outcome statements and instructional procedures on the basis of evaluative data."

The GPSS Comprehensive Testing Program (CTP) is comprised of a variety of measures of student achievement including teacher-made tests, the Stanford Achievement Test (SAT10), and other standardized tests selected by the school. The SAT10 is administered district-wide to students enrolled in Grades 1-12. The graphs in the next section show SY 05-06 to SY 07-08 SAT10 results for reading, math, language, environment/science, and social science.

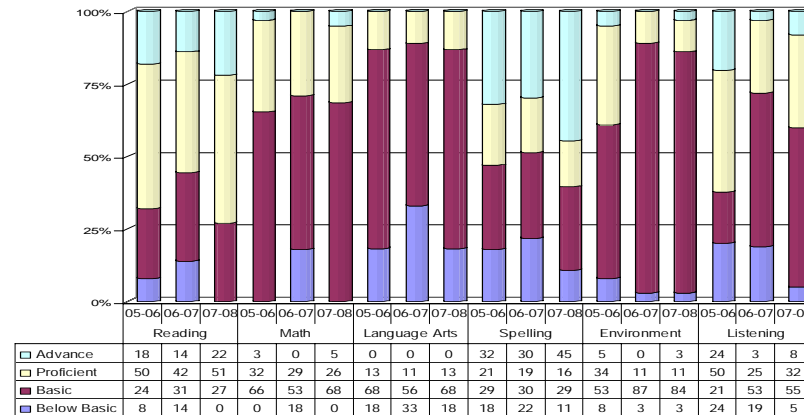
SCORE DEFINITIONS

Advanced	Signifies superior performance beyond grade level mastery.
Proficient	Represents solid academic performance , indicating that students are prepared for the next grade.
Basic	Indicates partial mastery of the knowledge and skills that are fundamental for satisfactory work.
Below Basic	Indicates little or no mastery of fundamental knowledge and skills.

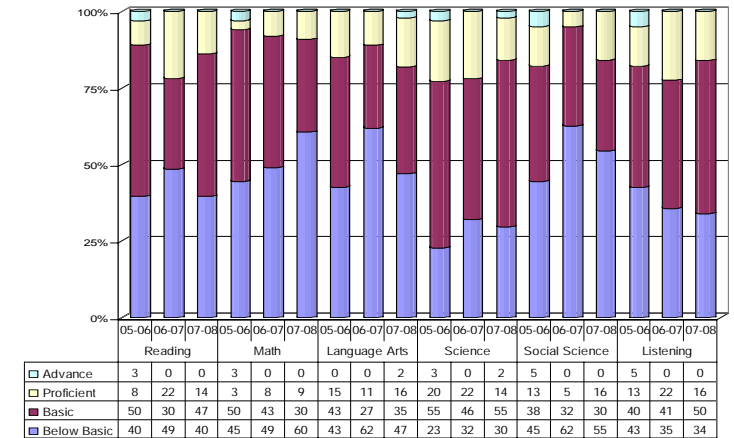
Performance Levels - Grade 3



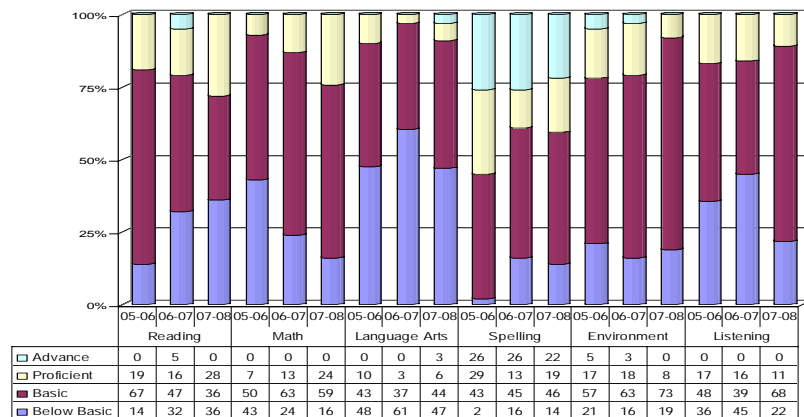
Performance Levels - Grade 1



Performance Levels - Grade 4



Performance Levels - Grade 2



Performance Levels - Grade 5

