

School PTO & Administration SY 2007 - 2008

Parent-Teacher Organization Officers

Joshua Sulio	President
John Jones	Vice President
Rowena Guinto	Secretary
Harsha Zenida	Treasurer
Frank Cabral / Billie-Jo Marzan	Faculty Rep
Kimberly Edusma	PIO
School Administration	
Christine Andres	Principal

School Initiatives & Exemplary Programs That Impact Student Achievement

SPECIAL PROGRAMS

- GATE Program
- Pre-Gate Program
- ESL Program
- Direct Instruction
- Headstart Program
- Peer Mediation
- Youth Crime Watch
- Citibank Student Workshops
- Bank of Guam Student Workshops
- Summer School Program
- Monthly Helping Hands (campus-side clean up)
- Box Tops for Education Program
- Dictionaries for Students
- I Recycle Program

EXEMPLARY ACCOMPLISHMENTS

- 98% school wide promotion rate
- 100% 5th grade promoted to middle school.
- 3% increase in School Performance Composite Scores
- School partnerships with community and government agencies
- Department of Youth Affairs—SCORE presentations
- Bully Prevention Training for Staff
- Staff Development Workshops
- In-House Training for Staff
- Direct Instruction Peer Coaching

EXTRA-CURRICULAR ACTIVITIES

- Spirit Days
- Family Fun Day
- Special Olympics
- Gupot Chamorro
- Drug Free Poster Contest
- Fish and Wildlife Presentation
- Christmas Program
- School Carnival
- Rai/Raina Coronation
- IRA Read -A--Thon
- Math Olympiad
- Geography Bee
- Spelling Bee
- GPD Crime Stoppers
- Jump Rope For Heart
- Box Tops for Education
- GATE Choir
- Gingerbread Contest

SPECIAL AWARDS

- Principal's Award
- A/B Honor Roll
- Perfect Attendance
- Outstanding Citizenship



SCHOOL ANNUAL REPORT CARD SY 2007 - 2008

GUAM PUBLIC SCHOOL SYSTEM **MACHANANAO** **ELEMENTARY SCHOOL**

Telephone..... 635-4381/2
Fax..... 632-0020



“HOME OF THE MARLINS”

Color: Navy Blue & Grey
Located in Yigo, Guam

MISSION:

“Machananao Elementary School will encourage life long learners by providing a quality education and a safe environment.”

P.L. 26-26 School Performance Grade Classification

School Year 2007-2008 School Performance

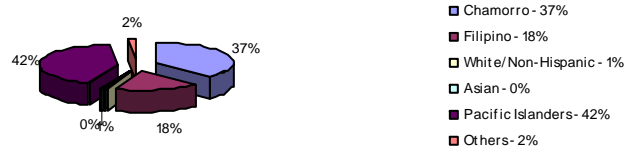
Based on Public Law 28-45

SAT10 Proficient & Advanced Levels	School Data	P.L. 26-26 Grade Classification
SAT10 Grade 1 - Reading	52%	Satisfactory
SAT10 Grade 1 - Math	5%	Unacceptable
SAT10 Grade 1 - Language	1%	Unacceptable
SAT10 Grade 2 - Reading	17%	Low
SAT10 Grade 2 - Math	2%	Unacceptable
SAT10 Grade 2 - Language	0%	Unacceptable
SAT10 Grade 3 - Reading	10%	Low
SAT10 Grade 3 - Math	3%	Unacceptable
SAT10 Grade 3 - Language	6%	Unacceptable
SAT10 Grade 4 - Reading	8%	Unacceptable
SAT10 Grade 4 - Math	6%	Unacceptable
SAT10 Grade 4 - Language	8%	Unacceptable
SAT10 Grade 5 - Reading	9%	Unacceptable
SAT10 Grade 5 - Math	2%	Unacceptable
SAT10 Grade 5 - Language	5%	Unacceptable
School Passing Rate	100%	Satisfactory
5th Grade Promotion Rate	100%	Exceptional
Student Attendance Rate	91%	Exceptional
Student Discipline Rate	0%	Exceptional
Employee Attendance Rate	91%	Satisfactory
School Improvement Plan	100%	
COMPOSITE SCORE/GRADE	50%	Satisfactory

School Year 2007-2008 Student Enrollment by Grade

Grade Level	Enrollment	Percentage
1st Grade	79	22%
2nd Grade	65	18%
3rd Grade	81	23%
4th Grade	59	16%
5th Grade	69	20%
Total:	408	100%

MACHANANAO ETHNIC DISTRIBUTION Based on Average Daily Membership SY '07- '08



Average Daily Attendance Rate	
Average Daily Attendance (ADA)	372.6
Average Daily Membership (ADM)	408.8
Attendance Rate	91.1%

Student Participating in Free/Reduced Lunch		
Free	324	90%
Reduced	38	10%
Total	362	100%

Human Resources

Position	No. of Employees	% of Total	Attendance Rate	Absentee Rate
Principals and Assistants	2	4%	93%	7%
Teachers	39	72%	94%	6%
Professional/Ancillary	2	4%	91%	9%
Support	11	20%	82%	18%
Total	54	100%	91%	9%

FY 2008 Actual Expenditures

Category	Amount	Percent
Salaries and Benefits	1,727,903.00	89%
Contractual Services	34,263.69	2%
Supplies and Materials	6,094.39	0%
Equipment	0.00	0%
Utilities	179,911.74	9%
Capital Outlay	0.00	0%
Total	\$1,948,172.82	100%

STUDENT ACHIEVEMENT

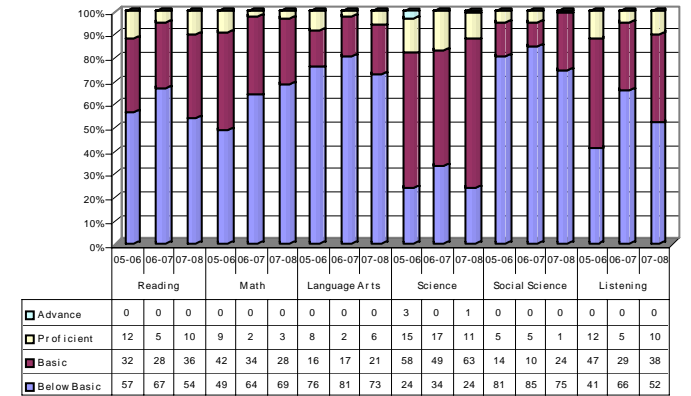
GUAM PUBLIC LAW 13-101. "The Board shall evaluate the efficiency of the instructional program in contributing to the achievement of the basic skills and shall continually revise both outcome statements and instructional procedures on the basis of evaluative data."

The GPSS Comprehensive Testing Program (CTP) is comprised of a variety of measures of student achievement including teacher-made tests, the Stanford Achievement Test (SAT10), and other standardized tests selected by the school. The SAT10 is administered district-wide to students enrolled in Grades 1-12. The graphs in the next section show SY 05-06 to SY 07-08 SAT10 results for reading, math, language, environment/science, and social science.

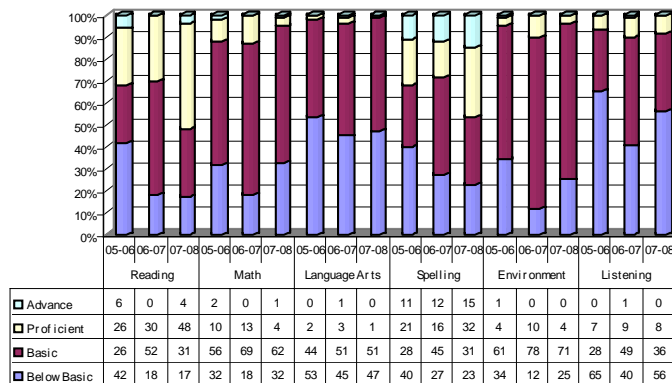
SCORE DEFINITIONS

Advanced	Signifies superior performance beyond grade level mastery.
Proficient	Represents solid academic performance , indicating that students are prepared for the next grade.
Basic	Indicates partial mastery of the knowledge and skills that are fundamental for satisfactory work.
Below Basic	Indicates little or no mastery of fundamental knowledge and skills.

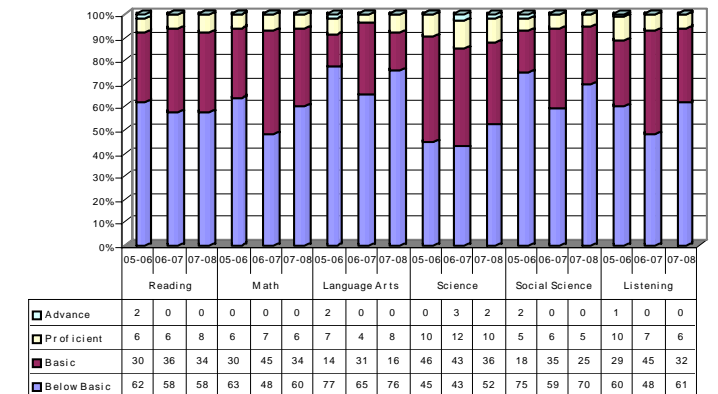
Performance Levels for Grade 3



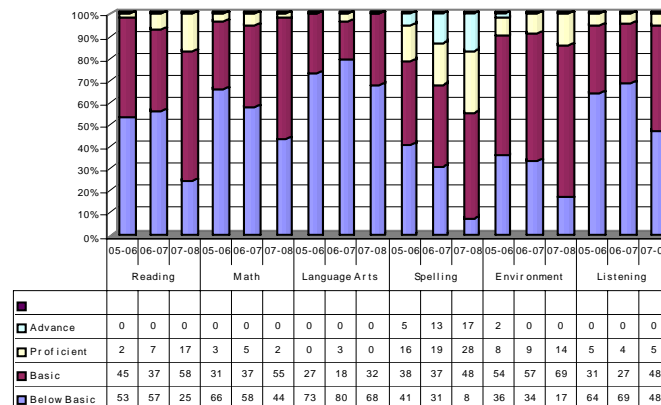
Performance Levels for Grade 1



Performance Levels for Grade 4



Performance Levels for Grade 2



Performance Levels for Grade 5

