

School PTO & Administration SY 2007- 2008

Parent-Teacher Organization Officers	
Kathy Martinez	President
Jesse Chargulaf	Vice President
Geraldine Mendiola	Secretary
Rosenda Villaluna	Treasurer
School Administration	
Agnes Camacho	Principal

P.L. 26-26 School Performance Grade Classification

School Year 2007-2008 School Performance

Based on Public Law 28-45

SAT10 Proficient & Advanced Levels	School Data	P.L. 26-26 Grade Classification
SAT10 Grade 1 - Reading	57%	Satisfactory
SAT10 Grade 1 - Math	15%	Low
SAT10 Grade 1 - Language	4%	Unacceptable
SAT10 Grade 2 - Reading	21%	Low
SAT10 Grade 2 - Math	6%	Unacceptable
SAT10 Grade 2 - Language	4%	Unacceptable
SAT10 Grade 3 - Reading	17%	Low
SAT10 Grade 3 - Math	4%	Unacceptable
SAT10 Grade 3 - Language	10%	Low
SAT10 Grade 4 - Reading	22%	Low
SAT10 Grade 4 - Math	8%	Unacceptable
SAT10 Grade 4 - Language	18%	Low
SAT10 Grade 5 - Reading	5%	Unacceptable
SAT10 Grade 5 - Math	2%	Unacceptable
SAT10 Grade 5 - Language	8%	Low
School Passing Rate	100%	Exceptional
5th Grade Promotion Rate	100%	Exceptional
Student Attendance Rate	93%	Exceptional
Student Discipline Rate	0%	Exceptional
Employee Attendance Rate	92%	Satisfactory
School Improvement Plan	100%	
COMPOSITE SCORE/GRADE	53%	Satisfactory

School Initiatives & Exemplary Programs That Impact Student Achievement

SPECIAL PROGRAMS

- DEED
- Corrective Reading Program - Direct instruction
- ESL Program
- Chamorro Program (PL 21-34 mandate)
- Special Education
- Special Education Pre-School & Hearing Impaired Program
- GATE Program
- Teacher Mentoring Program
- Head Start
- Summer School 2007
- Big Brother/Big Sister
- Rainbows for Children
- DARE
- Student Tutoring Program
- Healing Hearts
- Monthly Spirit Activities
- DYA Scope
- HATSA Mini Grant
- Celebrity Readers

EXEMPLARY ACCOMPLISHMENTS

- Increase in School Performance Composite Score (1%-pt)

EXTRA-CURRICULAR ACTIVITIES

- Back to School Open House
- United Nations Classroom Display
- Christmas Program
- IRA Read-A-Thon
- IRA Spirit Week Activities
- Chamorro Week Program
- Spring Carnival
- United Nations World Tour Unit
- Renaissance Responder Implementation
- Special Olympics

SPECIAL AWARDS

- Star of the month
- Spelling Bee
- Science Fair
- SAT 10 Award Ceremony
- 90% Club
- End of the Year Awards Day
- Math Olympiad
- Geography Bee

COMMUNITY SERVICE/FUNDRAISING

- Thanksgiving Can Food Drive
- Happy Labor Campus Cleanup

MONTHLY SCHOOL NEWSLETTER

"Star Gazette"

SCHOOL ANNUAL REPORT CARD SY 2007 - 2008

GUAM PUBLIC SCHOOL SYSTEM **M.A. SABLAN** ELEMENTARY SCHOOL

Telephone..... 565-2238/2946
Fax..... 565-3172



"HOME OF THE STARS"

Color: Blue & White
Located in Agat, Guam

MISSION:

"All students of Marcial A. Sablan Elementary School will learn to achieve success in life."



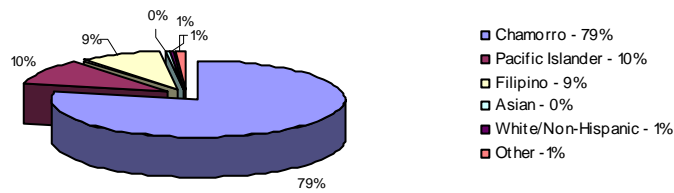
School Year 2007-2008 Student Enrollment by Grade

Based on October 30, 2007 Official Student Enrollment

Grade Level	Enrollment	Percentage
Kindergarten	78	15%
1st Grade	80	16%
2nd Grade	90	17%
3rd Grade	77	15%
4th Grade	87	17%
5th Grade	106	20%
Total:	518	100%

M. Sablan Elementary School Ethnic Distribution

Based on Average Daily Membership SY 07-08



Average Daily Attendance Rate

Average Daily Attendance (ADA)	460.0
Average Daily Membership (ADM)	497.7
Attendance Rate	92%

Student Participating in Free/Reduced Lunch

Based on October 2007 Data from Food & Nutrition Services

Free	365	71%
Reduced	31	6%
Total	396	77%

Human Resources

Position	No. of Employees	% of Total	Attendance Rate	Absentee Rate
Principals and Assistants	1	1%	100%	0%
Teachers	47	70%	94%	6%
Professional/Ancillary	1	1%	97%	3%
Support	18	28%	86%	14%
Total	67	100%	92%	8%

FY 2008 Actual Expenditures

Category	Amount	Percent
Salaries and Benefits	2,714,043.64	85%
Contractual Services	75,513.34	2%
Supplies and Materials	11,369.34	0%
Equipment	0.00	0%
Utilities	374,698.23	12%
Capital Outlay	0.00	0%
Total	\$3,175,624.55	100%

STUDENT ACHIEVEMENT

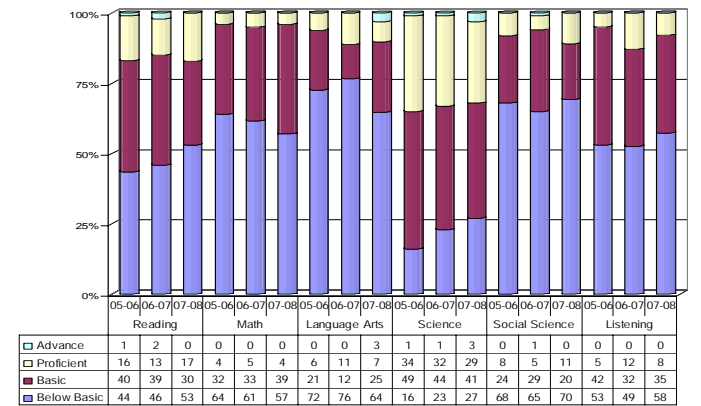
GUAM PUBLIC LAW 13-101. "The Board shall evaluate the efficiency of the instructional program in contributing to the achievement of the basic skills and shall continually revise both outcome statements and instructional procedures on the basis of evaluative data."

The GPSS Comprehensive Testing Program (CTP) is comprised of a variety of measures of student achievement including teacher-made tests, the Stanford Achievement Test (SAT10), and other standardized tests selected by the school. The SAT10 is administered district-wide to students enrolled in Grades 1-12. The graphs in the next section show SY 05-06 to SY 07-08 SAT10 results for reading, math, language, environment/science, and social science.

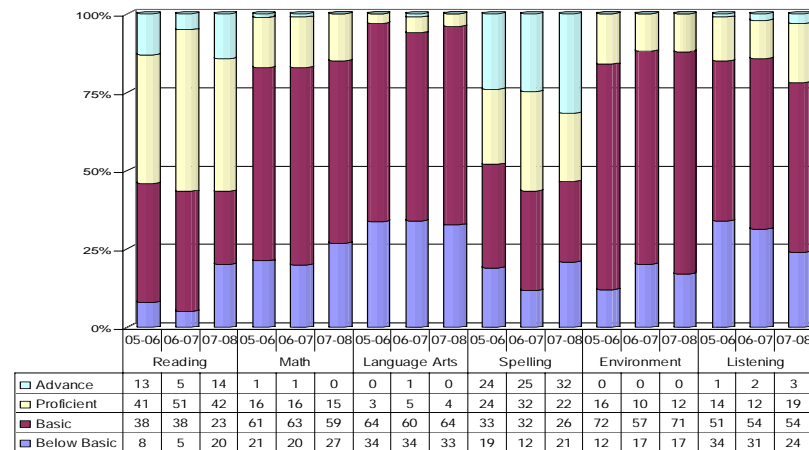
SCORE DEFINITIONS

Advanced	Signifies superior performance beyond grade level mastery.
Proficient	Represents solid academic performance , indicating that students are prepared for the next grade.
Basic	Indicates partial mastery of the knowledge and skills that are fundamental for satisfactory work.
Below Basic	Indicates little or no mastery of fundamental knowledge and skills.

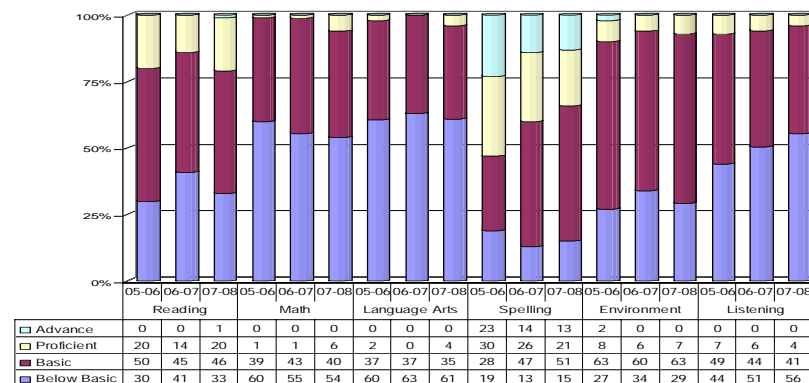
Performance Levels - Grade 3



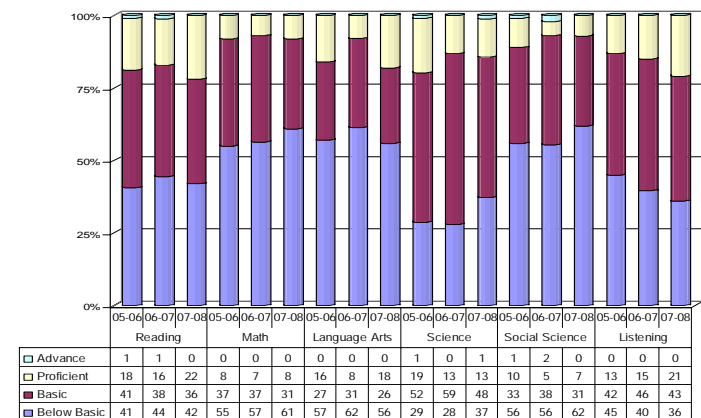
Performance Levels - Grade 1



Performance Levels - Grade 2



Performance Levels - Grade 4



Performance Levels - Grade 5

