

School PTO & Administration SY 2007 - 2008

Parent-Teacher Organization Officers

Robert Camacho	President
Jesie Sheppard	Vice President
Estrella DeVera	Secretary
Susie Singh	Treasurer

School Administration

Erika Cruz	Principal
Valerie Quinata	Assistant Principal
Gerard Tedpahogu	Assistant Principal
Hannah Gutierrez	Assistant Principal

P.L. 26-26 School Performance Grade Classification

School Year 2007-2008 School Performance

Based on Public Law 28-45

SAT10 Proficient & Advanced Levels	School Data	P.L. 26-26 Grade Classification
SAT10 Grade 6 - Reading	8%	Unacceptable
SAT10 Grade 6 - Math	5%	Unacceptable
SAT10 Grade 6 - Language	10%	Low
SAT10 Grade 7 - Reading	14%	Low
SAT10 Grade 7 - Math	12%	Low
SAT10 Grade 7 - Language	16%	Low
SAT10 Grade 8 - Reading	20%	Low
SAT10 Grade 8 - Math	10%	Low
SAT10 Grade 8 - Language	18%	Low
School Passing Rate	100%	Exceptional
8th Grade Promotion Rate	99%	Exceptional
Student Attendance Rate	92%	Exceptional
Student Discipline Rate	15%	Low
Employee Attendance Rate	88%	Low
School Improvement Plan	100%	
COMPOSITE SCORE/GRADE	54%	Satisfactory

School Initiatives & Exemplary Programs That Impact Student Achievement

SPECIAL PROGRAMS

- Special Education Program
- ESL Program
- Chamorro Program (PL 21-34 mandate)
- Corrective Reading - Direct Instruction
- Parent/Family/Community (Outreach Program)
- All-Island Summer School (Host School)
- Teacher Mentoring Program
- Character Education Program (Project Menhalom)
- Educational Talent Search
- I-Recycle Program
- WAVE (We All Value Education) Student Incentive/Rewards Program

EXEMPLARY ACCOMPLISHMENTS

- SAT 10: Scored above the 50th National Percentile Ranking for Grades 6, 7 in Science
- SAT 10: Top school in the following grade/content areas (National PR)
 - Grade 6 - Science
 - Grade 7 - Science, Math, Social Science, Reading
 - Grade 8 - Math
- SAT 10: Scored at or above the district (National Percentile Ranking)
 - Grade 6 - Science, Social Science
 - Grade 7 - Reading, Math, Language, Spelling, Science, Social Science
 - Grade 8 - Math, Science, Social Science
- SWIS (School Wide Information System)
- PBIS (Positive Behavior Interventions & Support)
- School Website - www.freewebs.com/jrmsvoyagers
- HATSA Mini-Grants (Math & Technology)
- "Just Raising My Scores" Day (for academic improvement)
- Home-School Connection - "Academic Carnival" workshop (Piti)
- Sent International Friendship Club to Philippines
- Academic Carnival Workshop

EXTRA-CURRICULAR ACTIVITIES

- | | |
|---|--|
| <ul style="list-style-type: none"> • Island-wide Spelling Bee competition • Academic Challenge Bowl • International Friendship Club • Geography Bee competition • Youth Year (DYA) • Math Counts • Arbor Day (Forestry Division) • Earth Week • Service Awards for Teachers • Rugby Friendship Tournament with other public schools | <ul style="list-style-type: none"> • IRA Read-a-Thon • Parent Academic Carnival • UOG Chamorro Language Competition • Spelling Bee • Isla Art-A-Thon • Skip Jump Program • Honor Roll (Principal's List, A-Honor Roll, B-Honor Roll) • Perfect Attend. Award for Teachers • Participated in IIAAG Rugby |
|---|--|

SPECIAL AWARDS

- 2nd Place—Boy's Basketball (GIF)
- 3rd Place—Thanksgiving Invitational Tournament (Take Care)

SCHOOL ANNUAL REPORT CARD SY 2007 - 2008

GUAM PUBLIC SCHOOL SYSTEM

JOSE L.G. RIOS MIDDLE SCHOOL

Telephone..... 475-2412-17/ 477-9378
Fax..... 477-9376



“HOME OF THE VOYAGERS”

Colors: Gray, Blue, and White
Located In Piti, Guam

MISSION:

“With pride we believe that Jose L.G. Rios Middle School promotes excellence, maintains a healthy and safe environment, and serves all students.”

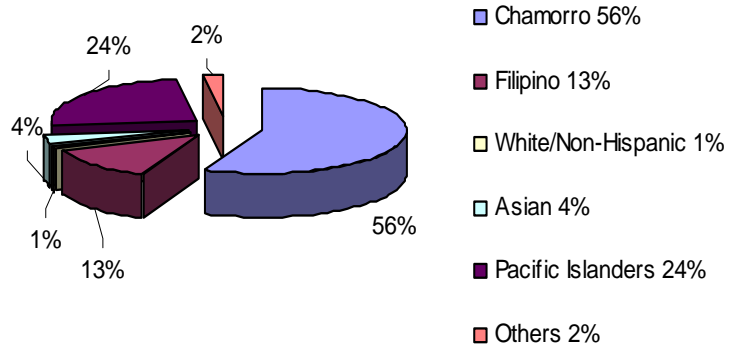


Student Enrollment by Grade School Year 2007-2008

Based on September 30, 2007 Official Student Enrollment

Grade Level	Enrollment	Percentage
6th Grade	301	34%
7th Grade	307	35%
8th Grade	281	31%
Total:	849	100%

JOSE RIOS MIDDLE SCHOOL ETHNIC DISTRIBUTION Based on Average Daily Membership SY '07-'08



Average Daily Attendance Rate

Average Daily Attendance (ADA)	803
Average Daily Membership (ADM)	880.7
Attendance Rate	91.2%

Student Participating in Free/Reduced Lunch

Based on October 2007 Data from Food & Nutrition Services

Free	478	54%
Reduced	74	8%
Total	552	62%

Student Discipline (Suspension Rate)

Grade	Number of Incidents	Suspension Rate
6th Grade	54	18%
7th Grade	69	22%
8th Grade	6	.02%
Total	129	15%

Human Resources

Based on Data from FSAIS on September 2008

Position	No. of Employees	% of Total	Attendance Rate	Absentee Rate
Principals and Assistants	4	4%	91%	9%
Teachers	71	68%	89%	11%
Professional/Ancillary	4	4%	93%	7%
Support	26	25%	84%	16%
Total	105	100%	95%	5%

FY 2008 Actual Expenditures

Category	Amount	Percent
Salaries and Benefits	3,882,246.05	91%
Contractual Services	72,609.47	2%
Supplies and Materials	16,225.10	0%
Equipment	900.00	0%
Utilities	303,285.01	7%
Capital Outlay	0.00	0%
Total	4,275,265.63	100%

STUDENT ACHIEVEMENT

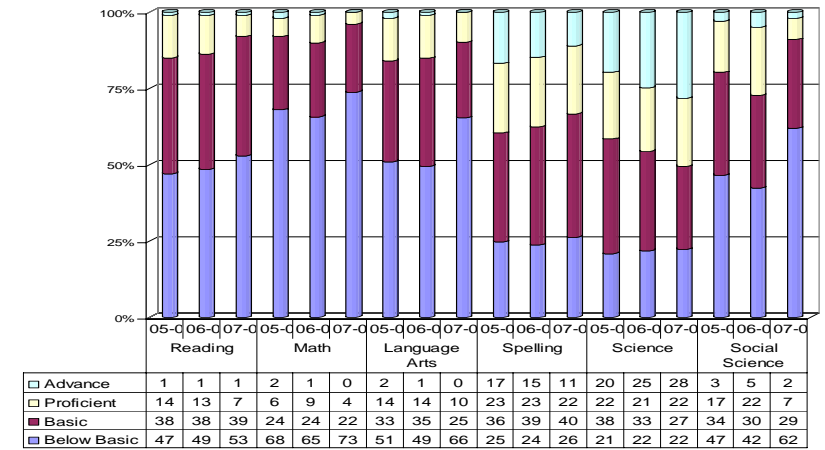
GUAM PUBLIC LAW 13-101. "The Board shall evaluate the efficiency of the instructional program in contributing to the achievement of the basic skills and shall continually revise both outcome statements and instructional procedures on the basis of evaluative data."

The GPSS Comprehensive Testing Program (CTP) is comprised of a variety of measures of student achievement including teacher-made tests, the Stanford Achievement Test (SAT10), and other standardized tests selected by the school. The SAT10 is administered district-wide to students enrolled in Grades 1-12. The graphs in the next section show SY 04-05 to SY 06-07 SAT10 results for reading, mathematics, language, environment/science, and social science.

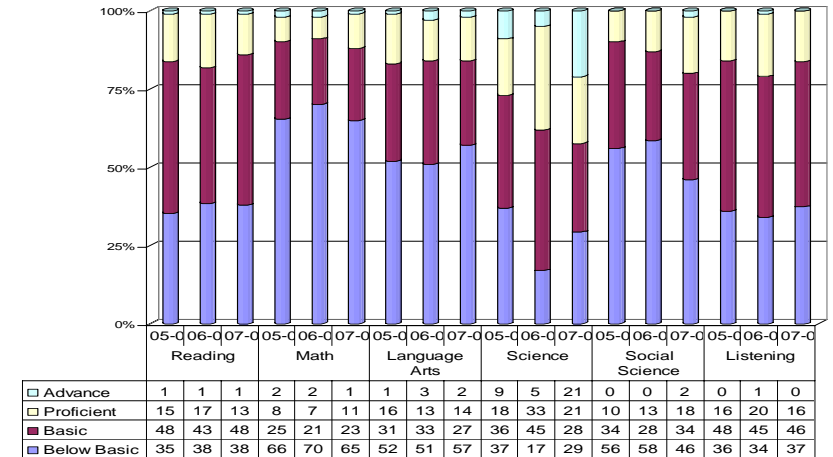
SCORE DEFINITIONS

Advanced	Signifies superior performance beyond grade level mastery.
Proficient	Represents solid academic performance , indicating that students are prepared for the next grade.
Basic	Indicates partial mastery of the knowledge and skills that are fundamental for satisfactory work.
Below Basic	Indicates little or no mastery of fundamental knowledge and skills.

Performance Levels—Grade 6th



Performance Levels—Grade 7th



Performance Levels—Grade 8th

