

School PTO & Administration SY 2007 - 2008

Parent-Teacher Organization Officers	
Jeffery Wheaton	President
Hilda Pereira	Vice President
Nancy Diaz	Secretary
Marina Pangelinan	Treasurer
School Administration	
Evangeline San Nicolas	Principal
Jolene Cabrera	Assistant Principal

P.L. 26-26 School Performance Grade Classification

School Year 2007-2008 School Performance

Based on Public Law 28-45

SAT10 Proficient & Advanced Levels	School Data	P.L. 26-26 Grade Classification
SAT10 Grade 1 - Reading	59%	Satisfactory
SAT10 Grade 1 - Math	27%	Low
SAT10 Grade 1 - Language	3%	Unacceptable
SAT10 Grade 2 - Reading	20%	Low
SAT10 Grade 2 - Math	15%	Low
SAT10 Grade 2 - Language	3%	Unacceptable
SAT10 Grade 3 - Reading	12%	Low
SAT10 Grade 3 - Math	9%	Unacceptable
SAT10 Grade 3 - Language	10%	Low
SAT10 Grade 4 - Reading	17%	Low
SAT10 Grade 4 - Math	6%	Unacceptable
SAT10 Grade 4 - Language	13%	Low
SAT10 Grade 5 - Reading	12%	Low
SAT10 Grade 5 - Math	14%	Low
SAT10 Grade 5 - Language	12%	Low
School Passing Rate	100%	Exceptional
5th Grade Promotion Rate	100%	Exceptional
Student Attendance Rate	92%	Exceptional
Student Discipline Rate	0%	Exceptional
Employee Attendance Rate	90%	Satisfactory
School Improvement Plan	100%	
COMPOSITE SCORE/GRADE	53%	Satisfactory

School Initiatives & Exemplary Programs That Impact Student Achievement

SPECIAL PROGRAMS

- ESL, GATE, SPED Programs
- Teacher Mentoring Program
- Summer School Program 2007
- After School Art Program

EXEMPLARY ACCOMPLISHMENTS

- HATSA Mini-Technology Grant
- School Partnership with GFD and Lujan's Salvage Yard, and Mayor's Office
- Professional Development Grant for Teachers and Staff

STUDENT AWARDS/PROGRAMS

- SAT –10 Superstars
- Student of the Month
- End of the Year Awards

EXTRA-CURRICULAR ACTIVITIES

- After School Multi-Culture Dance Group
- After School Cheerleading Squad
- Tourism Club



SCHOOL ANNUAL REPORT CARD SY 2007 - 2008

GUAM PUBLIC SCHOOL SYSTEM

J.Q. SAN MIGUEL ELEMENTARY SCHOOL

Telephone..... 477-9370/1/9368
Fax..... 477-3383



“HOME OF THE EAGLES”

Color: Navy Blue
Located in Toto, Guam

MISSION

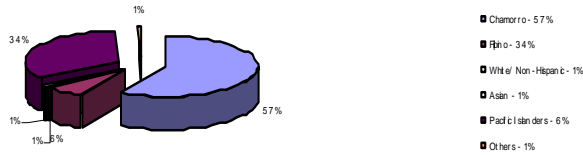
“*Eagles soar for
Academic achievement,
Growth of body, mind and spirit,
Lifelong learning in a safe
Environment for all
Students*”

School Year 2007-2008 Student Enrollment by Grade

Based on September 30, 2007 Official Student Enrollment

Grade Level	Enrollment	Percentage
1st Grade	90	18%
2nd Grade	103	21%
3rd Grade	112	23%
4th Grade	89	18%
5th Grade	97	20%
Total:	491	100%

JQ SAN MIGUEL ETHNIC DISTRIBUTION
Based on Average Daily Membership SY '07-'08



Average Daily Attendance Rate	
Average Daily Attendance (ADA)	523.5
Average Daily Membership (ADM)	566.3
Attendance Rate	92%

Student Participating in Free/Reduced Lunch		
Free	475	83%
Reduced	24	4%
Total	499	87%

Human Resources

Position	No. of Employees	% of Total	Attendance Rate	Absentee Rate
Principals and Assistants	2	3%	93%	7%
Teachers	45	58%	93%	7%
Professional/Ancillary	5	6%	86%	14%
Support	25	33%	86%	14%
Total	77	100%	90%	10%

FY 2008 Actual Expenditures

Category	Amount	Percent
Salaries and Benefits	3,256,107.71	91%
Contractual Services	55,172.07	1%
Supplies and Materials	7,035.56	0%
Equipment	0.00	0%
Utilities	278,303.04	8%
Capital Outlay	0.00	0%
Total	\$3,596,618.38	100%

STUDENT ACHIEVEMENT

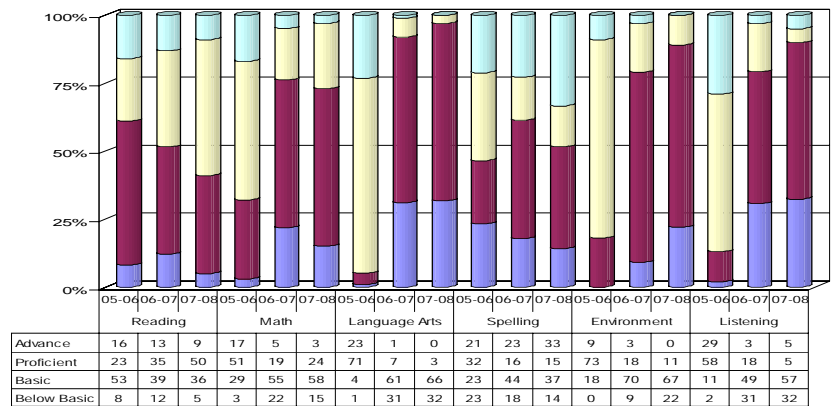
GUAM PUBLIC LAW 13-101. "The Board shall evaluate the efficiency of the instructional program in contributing to the achievement of the basic skills and shall continually revise both outcome statements and instructional procedures on the basis of evaluative data."

The GPSS Comprehensive Testing Program (CTP) is comprised of a variety of measures of student achievement including teacher-made tests, the Stanford Achievement Test (SAT10), and other standardized tests selected by the school. The SAT10 is administered district-wide to students enrolled in Grades 1-12. The graphs in the next section show SY 05-06 to SY 07-08 SAT10 results for reading, math, language, environment/science, and social science.

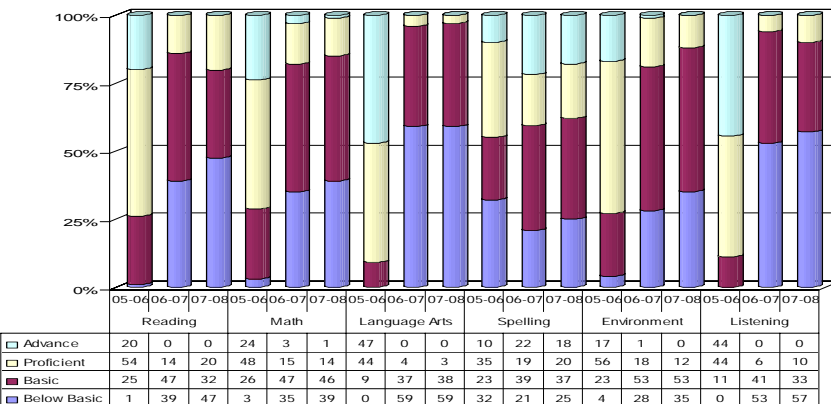
SCORE DEFINITIONS

Advanced	Signifies superior performance beyond grade level mastery.
Proficient	Represents solid academic performance , indicating that students are prepared for the next grade.
Basic	Indicates partial mastery of the knowledge and skills that are fundamental for satisfactory work.
Below Basic	Indicates little or no mastery of fundamental knowledge and skills.

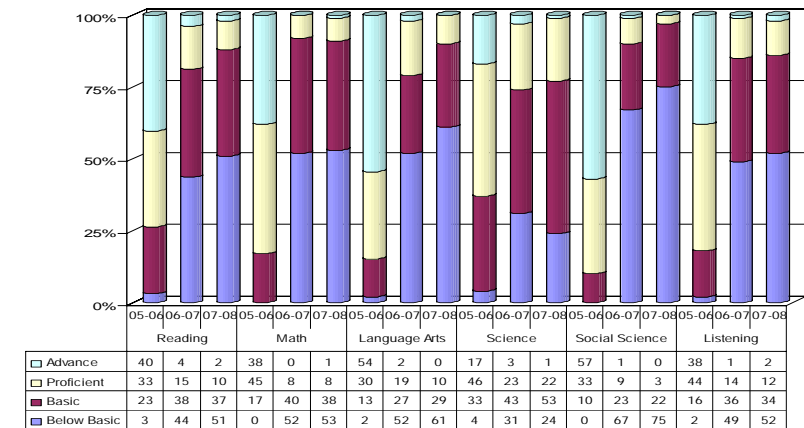
Performance Levels for 1st Grade



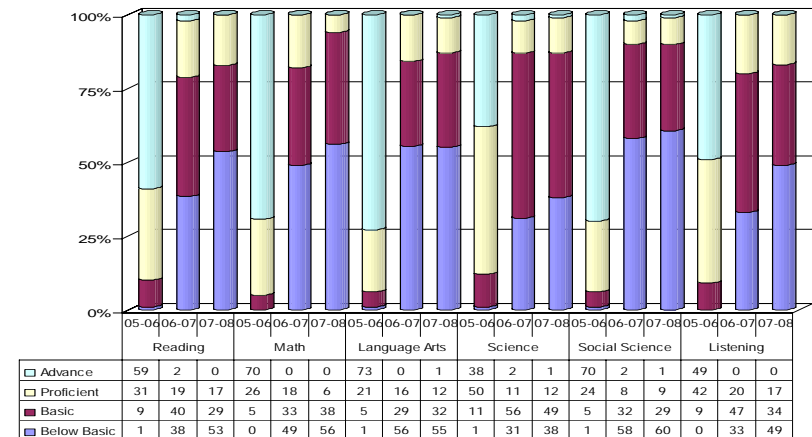
Performance Levels for 2nd Grade



Performance Levels for 3rd Grade



Performance Levels for 4th Grade



Performance Levels for 5th Grade

