

School PTO & Administration SY 2007- 2008

Parent-Teacher Organization Officers		
Sheila Salas		President
Tess Paulino		Vice President
Mary Pipes		Secretary
Nilfa Milan		Treasurer
John Salas		PIO
School Administration		
Anthony Cepeda		Principal
Julie Mendiola		Assistant Principal
Genieve Santos		Assistant Principal

P.L. 26-26 School Performance Grade Classification		
School Year 2007-2008 School Performance		
<i>Based on Public Law 28-45</i>		
SAT10 Proficient & Advanced Levels	School Data	P.L. 26-26 Grade Classification
SAT10 Grade 1 - Reading	60%	Satisfactory
SAT10 Grade 1 - Math	22%	Low
SAT10 Grade 1 - Language	7%	Unacceptable
SAT10 Grade 2 - Reading	20%	Low
SAT10 Grade 2 - Math	15%	Low
SAT10 Grade 2 - Language	3%	Unacceptable
SAT10 Grade 3 - Reading	21%	Low
SAT10 Grade 3 - Math	8%	Unacceptable
SAT10 Grade 3 - Language	13%	Low
SAT10 Grade 4 - Reading	28%	Low
SAT10 Grade 4 - Math	18%	Low
SAT10 Grade 4 - Language	19%	Low
SAT10 Grade 5 - Reading	11%	Low
SAT10 Grade 5 - Math	9%	Unacceptable
SAT10 Grade 5 - Language	15%	Low
School Passing Rate	100%	Exceptional
5th Grade Promotion Rate	100%	Exceptional
Student Attendance Rate	94%	Exceptional
Student Discipline Rate	0%	Exceptional
Employee Attendance Rate	92%	Satisfactory
School Improvement Plan	100%	
COMPOSITE SCORE/GRADE	56%	Satisfactory

School Initiatives & Exemplary Programs That Impact Student Achievement

SPECIAL PROGRAMS

- DEED
- Chamorro Program (PL 21-34 mandate)
- Corrective Reading Program - Direct Instruction
- ESL Program
- Special Education
- GATE Program
- Head Start
- Teacher Mentoring Program

EXEMPLARY ACCOMPLISHMENTS

- All 5th grade students promoted
- All students promoted to next grade level
- Student academic performance is assessed and re-evaluated using DI Program
- All students placed in academic functioning level
- Students given 1 to 1 tutoring assistance from teachers.
- Professional Development—better teaching practices
- Professional Development—technology
- Skills Tutor Program
- HATSA Mentor Program
- HATSA Math Classes
- All teachers at JMG are certified
- 3 students won on the Island-wide Science Fair
- 1 student won on the Guam Energy Office Contes

EXTRA-CURRICULAR ACTIVITIES

- | | |
|---|---|
| <ul style="list-style-type: none"> • Read-a-Thon • Isla Art-a-Thon • Spirit Squad • Honor Choir • Island-wide Science Fair • Ukelele Club | <ul style="list-style-type: none"> • Super Reader Program • Student Crime Watchers • Math Olympiad • Poster Contests • Steps Dance Group • Chamorro Dance Group |
|---|---|

SPECIAL AWARDS

- Principal's Award
- Dynamic Dolphin Award
- Academic Awards
- Perfect Attendance Awards
- 2nd Place: Honor Choir, Tumon Bay Music Festival

SCHOOL NEWSLETTER
"Dolphin Express"



SCHOOL ANNUAL REPORT CARD SY 2007 - 2008

GUAM PUBLIC SCHOOL SYSTEM **J.M. GUERRERO** **ELEMENTARY SCHOOL**

Telephone..... 632-7102/633-6066
Fax..... 637-0357



"HOME OF THE DOLPHINS"

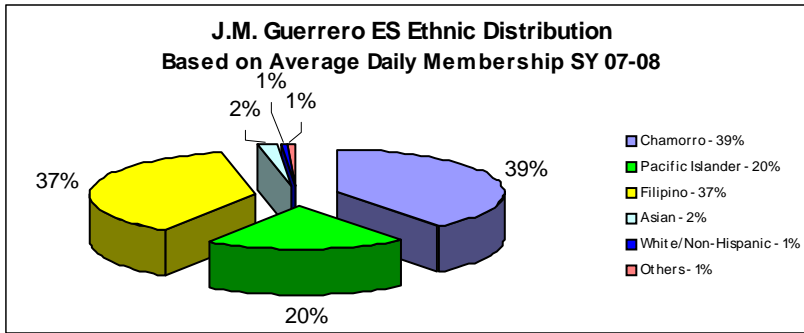
Color: Light Blue & White
Located in Dededo, Guam

MISSION

"We, the faculty, staff, and parents of Juan M. Guerrero Elementary School are dedicated to the educational growth and achievement of our students within a positive learning environment in order to become productive citizens."

School Year 2007-2008 Student Enrollment by Grade

Grade Level	Enrollment	Percentage
1st Grade	144	19%
2nd Grade	138	18%
3rd Grade	162	22%
4th Grade	156	21%
5th Grade	146	20%
Total:	746	100%



Average Daily Attendance Rate

Average Daily Attendance (ADA)	802.2
Average Daily Membership (ADM)	857.2
Attendance Rate	93.6%

Student Participating in Free/Reduced Lunch
Based on October 2007 Data from Food and Nutrition Services

Free	438	59%
Reduced	75	11%
Total	513	59%

Human Resources

Based on Data from FSAIS on September 2008

Position	No. of Employees	% of Total	Attendance Rate	Absentee Rate
Principals and Assistants	2	1%	97%	3%
Teachers	51	75%	94%	6%
Professional/Ancillary	1	3%	96%	4%
Support	13	21%	83%	17%
Total	67	100%	92%	8%

FY 2008 Actual Expenditures

Category	Amount	Percent
Salaries and Benefits	3,492,621.92	91%
Contractual Services	92,005.29	2%
Supplies and Materials	3,748.68	0%
Equipment	6,000.00	0%
Utilities	254,823.34	7%
Capital Outlay	0.00	0%
Total	\$3,849,199.23	100%

STUDENT ACHIEVEMENT

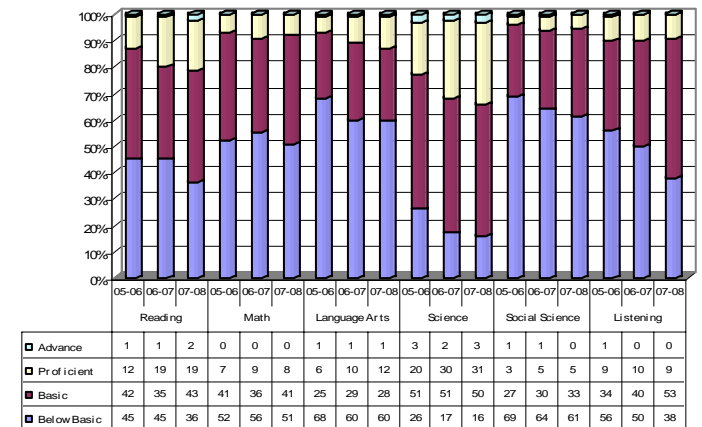
GUAM PUBLIC LAW 13-101. "The Board shall evaluate the efficiency of the instructional program in contributing to the achievement of the basic skills and shall continually revise both outcome statements and instructional procedures on the basis of evaluative data."

The GPSS Comprehensive Testing Program (CTP) is comprised of a variety of measures of student achievement including teacher-made tests, the Stanford Achievement Test (SAT10), and other standardized tests selected by the school. The SAT10 is administered district-wide to students enrolled in Grades 1-12. The graphs in the next section show SY 05-06 to SY 07-08 SAT 10 results for reading, math, language, environment/science, and social science.


SCORE DEFINITIONS

Advanced	Signifies superior performance beyond grade level mastery.
Proficient	Represents solid academic performance , indicating that students are prepared for the next grade.
Basic	Indicates partial mastery of the knowledge and skills that are fundamental for satisfactory work.
Below Basic	Indicates little or no mastery of fundamental knowledge and skills.

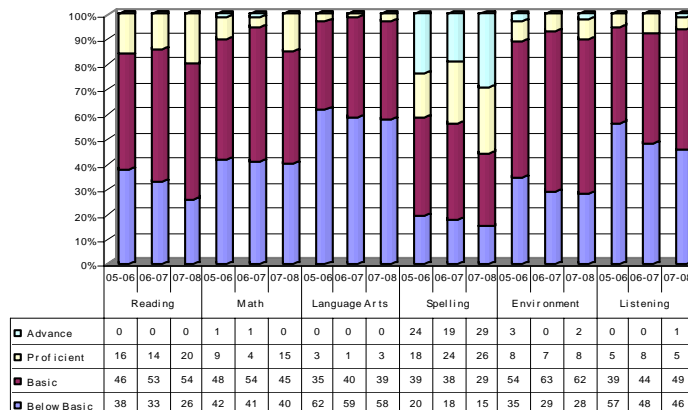
Performance Levels for Grade 3



Performance Levels for Grade 1



Performance Levels for Grade 2



Performance Levels for Grade 5

