

School PTO & Administration SY 2007 - 2008

Parent-Teacher Organization Officers		
Jerome Tomagan	President	
Elsa Manibusan	Vice President	
Mila Apuya	Secretary	
Cheryl Manibusan	Asst Secretary I	
Ronald Dualan	Asst Secretary II	
Antonio Yanez	Treasurer	
Vonn Apuya	PIO	
School Administration		
Lourdes San Nicolas	Principal	
Beverly San Agustin	Assistant Principal	
Ester Skinner	Assistant Principal	
Jay Tomagan	Assistant Principal	

P.L. 26-26 School Performance Grade Classification

School Year 2007-2008 School Performance

Based on Public Law 28-45

SAT10 Proficient & Advanced Levels	School Data	P.L. 26-26 Grade Classification
SAT10 Grade 9 - Reading	11%	Low
SAT10 Grade 9 - Math	2%	Unacceptable
SAT10 Grade 9 - Language	7%	Unacceptable
SAT10 Grade 10 - Reading	7%	Unacceptable
SAT10 Grade 10 - Math	2%	Unacceptable
SAT10 Grade 10 - Language	3%	Unacceptable
SAT10 Grade 11 - Reading	8%	Unacceptable
SAT10 Grade 11 - Math	0%	Unacceptable
SAT10 Grade 11 - Language	5%	Unacceptable
SAT10 Grade 12 - Reading	12%	Low
SAT10 Grade 12 - Math	1%	Unacceptable
SAT10 Grade 12 - Language	5%	Unacceptable
School Passing Rate	81%	Satisfactory
Cohort Graduation Rate	66%	Satisfactory
Annual Dropout Rate	7%	Satisfactory
Student Attendance Rate	88%	Strong
Student Discipline Rate	2%	Exceptional
Employee Attendance Rate	90%	Satisfactory
School Improvement Plan	100%	
COMPOSITE SCORE/GRADE	49%	Low

School Initiatives & Exemplary Programs That Impact Student Achievement

SPECIAL PROGRAMS

- 9th Grade Academy
- Teacher Mentoring Program
- Eskuelan Puengi
- Summer School Program
- Families And School s Together Conference
- Annual Simon Sanchez High School Day (Micronesia Shopping Mall)
- GATE Theatre, "Midsummer Night's Dream"

EXEMPLARY ACCOMPLISHMENTS

- Partnership with business and the Department of the Air Force
- Community Service with the Yigo and Dededo Mayor's Offices (alternative to out of School suspension)
- SAT 10 scores of the 9th Grade Academy Students
 - 667 Reading, 675 Math, 634 Language Arts, 683 Spelling, 674 Science, 670 Social Studies
 - The scores topped the district average scores of the 9th grade population

EXTRA-CURRICULAR ACTIVITIES

- | | |
|---|---|
| <ul style="list-style-type: none"> • Ambassador Club • National Honor Society • Chamorro Club • Vision Extreme Bible Club • Bowling Club • Class of 2008, 2009, 2010 • Amnesty International • Academic Challenge Bowl • World Studies • Mock Trial • Close Up • Team Mako Sharks • Team 10-4 Thresher Sharks • JROTC • Choir Club | <ul style="list-style-type: none"> • Shakespeare • Tiger Sharks • Band club • Basketball club • Halu'un Ohana Cano Club • Principal's Leadership Society • Student Body Association • Future Educators of America • Youth Bible Club • Girl's Volleyball Club • Cheerleading Squad • SSSS Running Club • Micronesia Student Assoc. |
|---|---|

SPECIAL AWARDS

- | | |
|---|--|
| <ul style="list-style-type: none"> • Mr. Ron Canos: 2008 Guam Teacher of the Year Award • Boys' Soccer; Championship • Girls JV Volleyball, 1st Place • Girls JV Basketball, 1st Place • Soroptimist International Violet Richardson Award (Tobith Espina) • Soroptimist International Scholarship (Erica Garcia) • Winner, 3rd Annual Art Show by Soroptimist International and Guam Council of Women's Club (Tabitha Espina) • Winner, Caribous on Vacation Essayy Contest (Roselle Romances) • Winner, Bank of Guam Calendar Contest (Amanda Ulloa) | <ul style="list-style-type: none"> • Winner, Chamorro month Poster contest(Roseann Judan) • Winner, First Annual Cake Decorating contest (Mark Sunga) • Winner, First Annual Cake Decorating Contest, People's Choice (Diane Masga) • Winner, 1st place, 2008 Earth Week (Lin Yan) • National competition in Florida, 2nd place, lodging Management • Skills USA winner (Ashley Garcia) • 2008 JROTC Competition Overall • First place, JROTC Color Guard Saber, Overall Armed, Armed Exhibition, Standing Position Marksmanship • 2008 Law Day Essay Contest (Joy White) |
|---|--|

SCHOOL ANNUAL REPORT CARD SY 2007 - 2008

GUAM PUBLIC SCHOOL SYSTEM

SIMON SANCHEZ HIGH SCHOOL

Accredited by the Western Association of Schools and Colleges

Fully Accredited since 1984

Telephone..... 653-2313/18/3636

Fax..... 653-3301



"HOME OF THE SHARKS"

Colors: Black and Grey
Located In Yigo, Guam

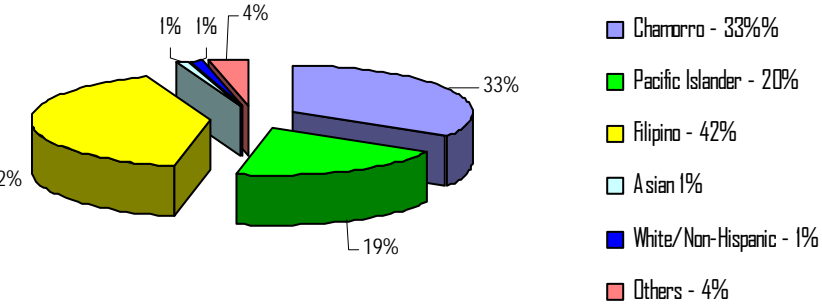
MISSION:

"To bring our community together in a respectful environment where every participant strives to meet the highest outcomes and promotes excellence for all"



Student Enrollment by Grade School Year 2007-2008 Based on September 30, 2007 Official Student Enrollment		
Grade Level	Enrollment	Percentage
9th Grade	520	21%
10th Grade	656	27%
11th Grade	587	24%
12th Grade	681	28%
Total:	2444	100%

Sy 07-08 SSSH Ethnic Distribution
based on Average Daily Membership for SY 07-08



Average Daily Attendance Rate		
Average Daily Attendance (ADA)		2243.1
Average Daily Membership (ADM)		2536.2
Attendance Rate		88.4%
Student Participating in Free/Reduced Lunch Based on October 2007 Data for Food & Nutrition Service		
Free	282	11%
Reduced	35	1%
Total	317	12%
Dropout Rate		
School Annual Dropout Rate		6.9%
Overall District Dropout Rate		7.2%
Graduation Rate		
School Cohort Graduation Rate		66%
Overall District Cohort Graduation Rate		64.8%

Human Resources				
Position	No. of Employees	% of Total	Attendance Rate	Absentee Rate
Principals and Assistants	1	1%	89%	11%
Teachers	142	78%	92%	8%
Professional/Ancillary	2	1%	70%	30%
Support	37	20%	86%	14%
Total	182	100%	90%	10%

FY 2008 Actual Expenditures		
Category	Amount	Percent
Salaries and Benefits	8,538,294.76	92%
Contractual Services	126,862.53	1%
Supplies and Materials	2,351.88	0%
Equipment	-	0%
Utilities	604,048.58	7%
Capital Outlay	-	0%
Total	\$9,271,593.75	100%

STUDENT ACHIEVEMENT

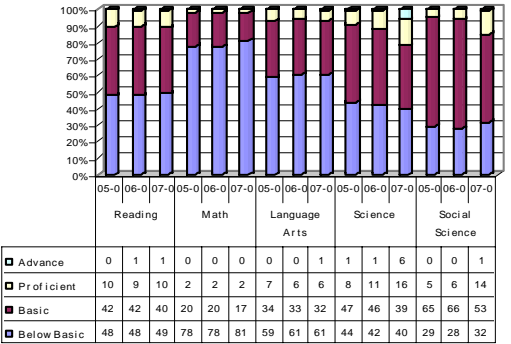
GUAM PUBLIC LAW 13-101. *"The Board shall evaluate the efficiency of the instructional program in contributing to the achievement of the basic skills and shall continually revise both outcome statements and instructional procedures on the basis of evaluative data."*

The Stanford Achievement Test (SAT10) is administered district-wide to students enrolled in Grades 1-12. The graphs in the next section show SY 05-06 to SY 07-08 SAT10 results for reading, math, language, environment/science, and social science.

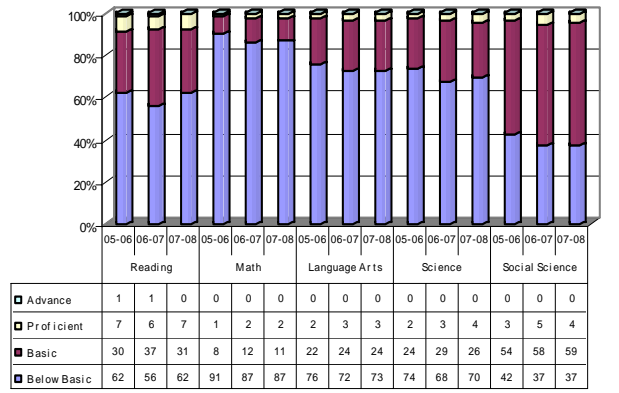
SCORE DEFINITIONS

Advanced	Signifies superior performance beyond grade level mastery.
Proficient	Represents solid academic performance , indicating that students are prepared for the next grade.
Basic	Indicates partial mastery of the knowledge and skills that are fundamental for satisfactory work.
Below Basic	Indicates little or no mastery of fundamental knowledge and

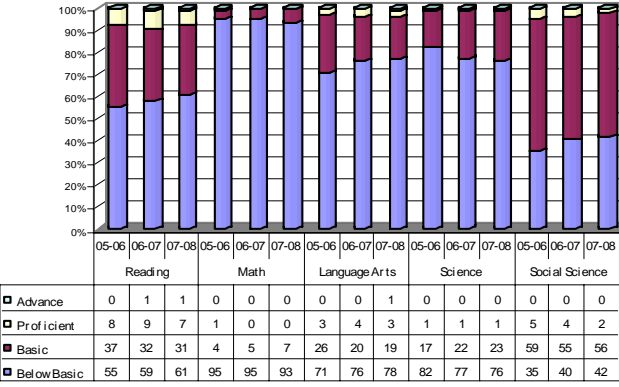
Performance Levels for Grade 9



Performance Levels for Grade 10



Performance Levels for Grade 11



Performance Levels for Grade 12

