

School PTO & Administration SY 2007 - 2008

Parent-Teacher Organization Officers

Marie Toves / Marian Quenga	President
MaryJo Dela Cruz	Vice President
Doris Reyes	Secretary
George Borja	Treasurer
Doris Quichocho	Public Relations

School Administration

Jim Reyes	Principal
Kin Fernandez	Assistant Principal
Anderson Joseph	Assistant Principal
Milaflor Quitugua	Assistant Principal
John Castro	Assistant Principal

School Initiatives & Exemplary Programs That Impact Student Achievement

SPECIAL PROGRAMS

- Special Education Program
- Special Education ED Program
- ESL Program
- Chamorro Program (PL 24-34 mandate)
- Teacher Mentoring Program
- Parent/Family/Community (Outreach Program)
- Lunchtime Peer-Tutoring
- Education Talent Search
- Advance Placement
- Upward Bound
- Passport to Careers
- Skills USA
- Community Based Education Program (School-to-Work)

EXEMPLARY ACCOMPLISHMENTS

- Quality Control Committee on School Safety
- Partnerships with Community and Government Agencies
- New Career Counseling Center through GCC

EXTRA-CURRICULAR ACTIVITIES

- | | |
|---|--|
| <ul style="list-style-type: none"> • Interscholastic Sports • JROTC Marksman • National Honor Society • WAVE Club • Chamorro Club • Japanese Club • Volleyball Club • Parent Booster Club | <ul style="list-style-type: none"> • JROTC Drill Team • Academic Challenge Bowl • Tourism Club • Yearbook Club • Close Up • Micro-Biz Club • European Studies Club • Future Educators of America |
|---|--|

SPECIAL AWARDS

- Girls' Softball Team Championship Title
- Boys' JV Basketball Team Championship Title
- Senior Class 5K Run
- First Place Annual Leadership Day
- First Place ROTC Elite Physical Challenge Competition
- First Place ROTC Rifle Marksmanship Competition
- First Place Annual Quiz Bowl
- First Place Skills USA Competition - High School Division

SCHOOL ANNUAL REPORT CARD SY 2007 - 2008

GUAM PUBLIC SCHOOL SYSTEM

SOUTHERN HIGH SCHOOL

Accredited by the Western Association of Schools and Colleges

Accreditation expires: June 30, 2009

Telephone..... 479-2102,4-8

Fax..... 479-2177



“HOME OF THE DOLPHINS”

Colors: Black, White, Blue, and Grey
Located In Santa Rita, Guam

MISSION:

“We, the family and community of Southern High School, commit ourselves to high standards in scholastic and personal achievement to ensure lifelong learning.”



P.L. 26-26 School Performance Grade Classification

School Year 2007-2008 School Performance

Based on Public Law 28-45

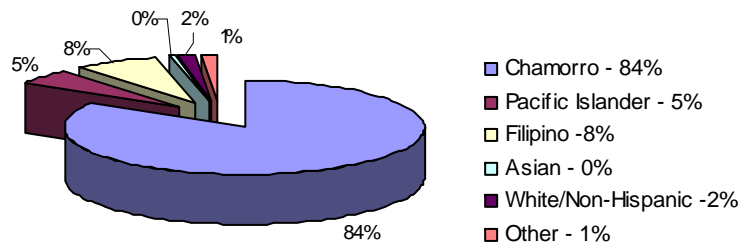
SAT10 Proficient & Advanced Levels	School Data	P.L. 26-26 Grade Classification
SAT10 Grade 9 - Reading	5%	Unacceptable
SAT10 Grade 9 - Math	1%	Unacceptable
SAT10 Grade 9 - Language	3%	Unacceptable
SAT10 Grade 10 - Reading	10%	Unacceptable
SAT10 Grade 10 - Math	2%	Unacceptable
SAT10 Grade 10 - Language	4%	Unacceptable
SAT10 Grade 11 - Reading	7%	Unacceptable
SAT10 Grade 11 - Math	0%	Unacceptable
SAT10 Grade 11 - Language	3%	Unacceptable
SAT10 Grade 12 - Reading	10%	Low
SAT10 Grade 12 - Math	1%	Unacceptable
SAT10 Grade 12 - Language	3%	Unacceptable
School Passing Rate	98%	Exceptional
Cohort Graduation Rate	61%	Low
Annual Dropout Rate	8%	Satisfactory
Student Attendance Rate	96%	Exceptional
Student Discipline Rate	32%	Unacceptable
Employee Attendance Rate	90%	Satisfactory
School Improvement Plan	100%	
COMPOSITE SCORE/GRADE	51%	Satisfactory

Student Enrollment by Grade School Year 2007-2008

Based on September 30, 2007 Official Student Enrollment

Grade Level	Enrollment	Percentage
9th Grade	589	38%
10th Grade	409	26%
11th Grade	286	18%
12th Grade	286	18%
Total:	1570	100%

**Southern High School Ethnic Distribution
Based on Average Daily Membership SY07-08**



Average Daily Attendance Rate

Average Daily Attendance (ADA)	1475.3
Average Daily Membership (ADM)	1539.7
Attendance Rate	96%

Student Participating in Free/Reduced Lunch Based on October 2007 Food & Nutrition Services

Free	336	21%
Reduced	12	1%
Total	858	22%

Dropout Rate

School Annual Dropout Rate	8.0%
Overall District Dropout Rate	7.2%

Graduation Rate

School Cohort Graduation Rate	61%
Overall District Cohort Graduation Rate	65%

Human Resources

Position	No. of Employees	% of Total	Attendance Rate	Absentee Rate
Principals and Assistants	5	3%	91%	9%
Teachers	89	57%	92%	8%
Professional/Ancillary	8	5%	92%	8%
Support	55	35%	86%	14%
Total	157	100%	90%	10%

FY 2008 Actual Expenditures

Category	Amount	Percent
Salaries and Benefits	6,656,166.57	80%
Contractual Services	329,922.59	4%
Supplies and Materials	16,550.90	0%
Equipment		0%
Utilities	1,303,190.68	16%
Capital Outlay		0%
Total	\$8,305,830.74	100%

STUDENT ACHIEVEMENT

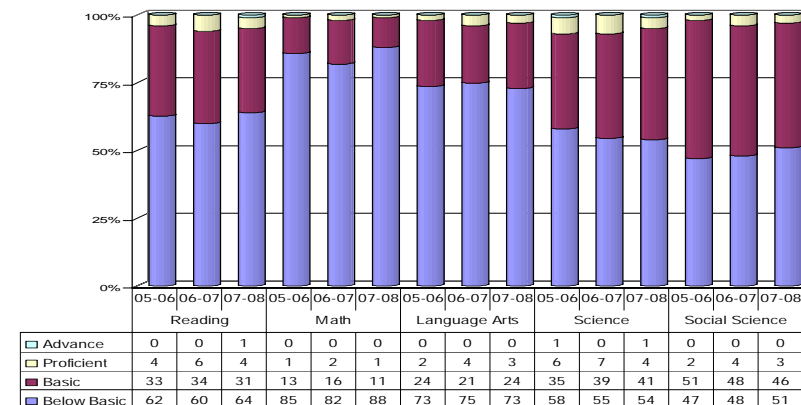
GUAM PUBLIC LAW 13-101. "The Board shall evaluate the efficiency of the instructional program in contributing to the achievement of the basic skills and shall continually revise both outcome statements and instructional procedures on the basis of evaluative data."

The Stanford Achievement Test (SAT10) is administered district-wide to students enrolled in Grades 1-12. The graphs in the next section show SY 05-06 to SY 07-08 SAT10 results for reading, math, language, environment/science, and social science.

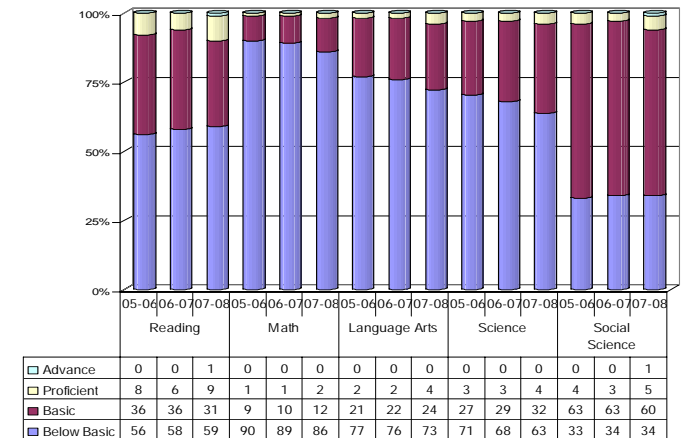
SCORE DEFINITIONS

Advanced	Signifies superior performance beyond grade level mastery.
Proficient	Represents solid academic performance , indicating that students are prepared for the next grade.
Basic	Indicates partial mastery of the knowledge and skills that are fundamental for satisfactory work.
Below Basic	Indicates little or no mastery of fundamental knowledge and skills.

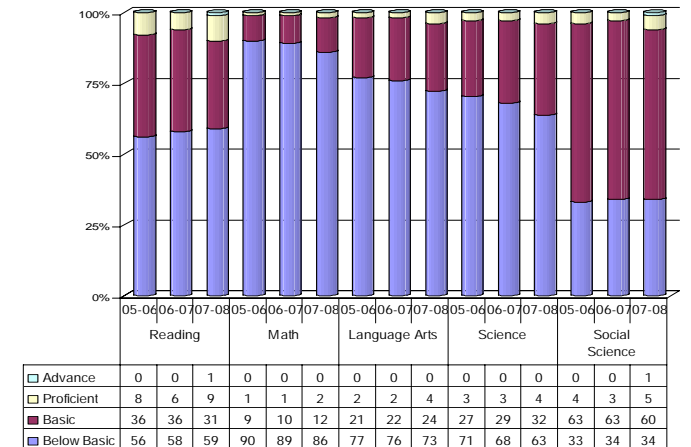
Performance Levels - Grade 9



Performance Levels - Grade 10



Performance Levels - Grade 11



Performance Levels - Grade 12

