

## School PTSA & Administration SY 2007 - 2008

### PTSA Officers

Joe Benavente		President
Marc Pido		Vice President
Desiree Quitugua		Secretary
Honey Imbo		Treasurer

### School Administration

Ulric Mark		Principal
Irenio San Nicolas		Assistant Principal
Rosella Campos		Assistant Principal
Geradlyn Mandell		Assistant Principal
Patricia Bilbao		Assistant Principal

## P.L. 26-26 School Performance Grade Classification

### School Year 2007-2008 School Performance

*Based on Public Law 28-45*

SAT10 Proficient & Advanced Levels	School Data	P.L. 26-26 Grade Classification
SAT10 Grade 9 - Reading	10%	Low
SAT10 Grade 9 - Math	2%	Unacceptable
SAT10 Grade 9 - Language	6%	Unacceptable
SAT10 Grade 10 - Reading	10%	Low
SAT10 Grade 10 - Math	2%	Unacceptable
SAT10 Grade 10 - Language	4%	Unacceptable
SAT10 Grade 11 - Reading	15%	Low
SAT10 Grade 11 - Math	4%	Unacceptable
SAT10 Grade 11 - Language	7%	Unacceptable
SAT10 Grade 12 - Reading	19%	Low
SAT10 Grade 12 - Math	3%	Unacceptable
SAT10 Grade 12 - Language	6%	Unacceptable
School Passing Rate	96%	Exceptional
Cohort Graduation Rate	64%	Low
Annual Dropout Rate	7.3%	Satisfactory
Student Attendance Rate	84%	Strong
Student Discipline Rate	13%	Low
Employee Attendance Rate	90%	Satisfactory
School Improvement Plan	100%	
<b>COMPOSITE SCORE/GRADE</b>	<b>56%</b>	<b>Satisfactory</b>

## School Initiatives & Exemplary Programs That Impact Student Achievement

### SPECIAL PROGRAMS

- Special Education Program
- ESL Program
- Chamorro Program (PL 21-34 mandate)
- Summer School Program
- Eskuelan Puengi
- Teacher Mentoring Program
- Parent/Family/Community (Outreach Program)
- Educational Talent Search (UOG & GCC)
- GCC Tourism/Marketing Academy

### EXEMPLARY ACCOMPLISHMENTS

- Ina'fa' Mao'lek provided training for Peer Mediation students.
- Lodging Management Program students won 2nd place in the GCC Islandwide Competition
- Four Marketing students were winners in the 28th Annual Guam DECA Competition
- JFK Pro-Start team won first place in the Island-wide Pro-Start Competition and also completed in the 2008 National Competition
- New teachers participated in a school sponsored mentorship program and the Project HATSA mentoring program.
- JFKHS Adopt-a-School program partners provided material and human resources to help prepare the school to open.
- Adopt-a-School program partners and village mayors assisted in providing grounds maintenance.

### EXTRA-CURRICULAR ACTIVITIES

- |  |   |
|--|---|
| <ul style="list-style-type: none"> <li>• Interscholastic Sports</li> <li>• National Honor Society</li> <li>• Islanders in Motion</li> <li>• United Filipino Student Assoc.</li> <li>• Future Educators of America</li> <li>• Micronesian Youth Club</li> <li>• Nursing Club</li> <li>• Spanish Club</li> <li>• Soroptimist Club</li> <li>• Sugar Plum Tree</li> <li>• Aids Awareness Wave</li> </ul> | <ul style="list-style-type: none"> <li>• Academic Challenge Bowl</li> <li>• Tourism Hospitality Society</li> <li>• Mock Trial</li> <li>• Close Up</li> <li>• Athletic Clubs (All Sports)</li> <li>• Vision Extreme Bible Club</li> <li>• World Explorer</li> <li>• Food Drives/Costal Cleanup</li> <li>• Meals for Homeless</li> <li>• Christmas Caroling</li> <li>• "KANTON LADERA" publication</li> </ul> |
|--|---|

### SPECIAL AWARDS

(Students / Staff / School)

- Jin Son Yu received Presidential Scholar Nominee.
- Margaret Wang was the 2008 Profiles in Courage Essay Contest Winner.
- Matthew Sasai was accepted in the Naval Academy.
- Francis Marges was accepted in the Air Force Academy.

## SCHOOL ANNUAL REPORT CARD SY 2007 - 2008

GUAM PUBLIC SCHOOL SYSTEM

# JOHN F. KENNEDY HIGH SCHOOL

**Accredited by the Western Association of Schools and Colleges**

Accreditation expires: June 30, 2010

Telephone..... 642-2100-6

Fax..... 649-6265



### “HOME OF THE ISLANDERS”

Colors: Green and Gold

Located in Tumon, Guam

### MISSION:

*"To educate students who will be responsible, caring citizens prepared for the 21st century. The students will learn self-sufficiency and problem solving. Through their innovation and creativity, students will be able to adapt to the future and to the changes in their lives and the global environment.*

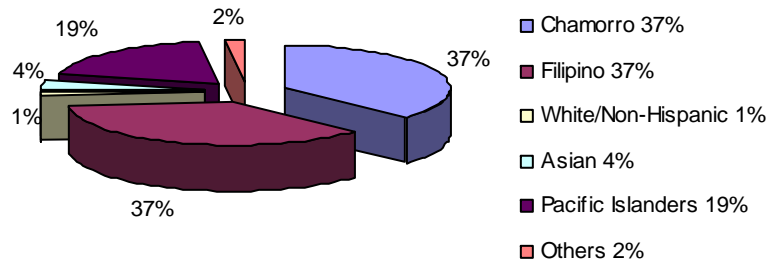
*Being able to function in and appreciate the multi-cultural community in and around the school, the students will become participatory. "*

## Student Enrollment by Grade School Year 2007-2008

Based on September 30, 2007 Official Student Enrollment

Grade Level	Enrollment	Percentage
9th Grade	1128	44%
10th Grade	669	26%
11th Grade	433	17%
12th Grade	339	13%
<b>Total:</b>	<b>2569</b>	<b>100%</b>

### JOHN F. KENNEDY HIGH SCHOOL ETHNIC DISTRIBUTION Based on Average Daily Membership SY '07-'08



### Average Daily Attendance Rate

Average Daily Attendance (ADA)	2116.1
Average Daily Membership (ADM)	2514.4
<b>Attendance Rate</b>	<b>84.2%</b>

### Student Participating in Free/Reduced Lunch

Based on October 2007 Data from Food & Nutrition Services

Free	531	21%
Reduced	52	0.02%
<b>Total</b>	<b>583</b>	<b>21.02%</b>

### Dropout Rate

School Annual Dropout Rate	7.3%
Overall District Dropout Rate	7.2%

### Graduation Rate

School Cohort Graduation Rate	64%
Overall District Cohort Graduation Rate	65%

## Human Resources

Based on Data from FSAIS on September 2008

Position	No. of Employees	% of Total	Attendance Rate	Absentee Rate
Principals and Assistants	4	2%	84%	16%
Teachers	131	69%	91%	9%
Professional/Ancillary	7	4%	93%	7%
Support	48	25%	87%	13%
<b>Total</b>	<b>190</b>	<b>100%</b>	<b>90%</b>	<b>10%</b>

### FY 2008 Actual Expenditures

Category	Amount	Percent
Salaries and Benefits	8,591,745.90	88%
Contractual Services	170,300.74	2%
Supplies and Materials	34,371.27	0%
Equipment	42,000.00	0%
Utilities	909,550.33	10%
Capital Outlay	-	0%
<b>Total</b>	<b>\$9,747,968.10</b>	<b>100%</b>

## STUDENT ACHIEVEMENT

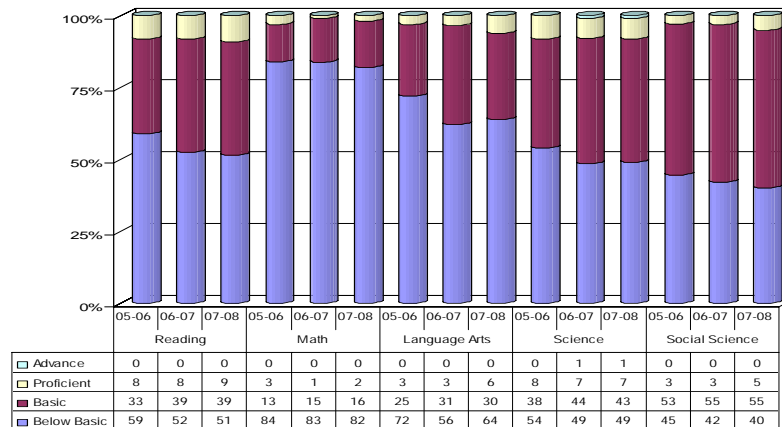
GUAM PUBLIC LAW 13-101. "The Board shall evaluate the efficiency of the instructional program in contributing to the achievement of the basic skills and shall continually revise both outcome statements and instructional procedures on the basis of evaluative data."

The Stanford Achievement Test (SAT10) is administered district-wide to students enrolled in Grades 1-12. The graphs in the next section show SY 05-06 to SY 07-08 SAT 10 results for reading, math,

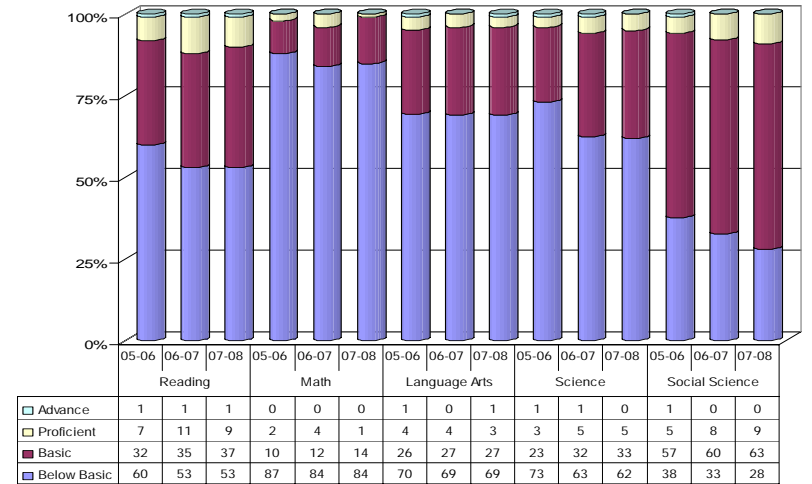
### SCORE DEFINITIONS

<b>Advanced</b>	Signifies <b>superior performance</b> beyond grade level mastery.
<b>Proficient</b>	Represents <b>solid academic performance</b> , indicating that students are prepared for the next grade.
<b>Basic</b>	Indicates <b>partial mastery</b> of the knowledge and skills that are fundamental for satisfactory work.
<b>Below Basic</b>	Indicates <b>little or no mastery</b> of fundamental knowledge and skills.

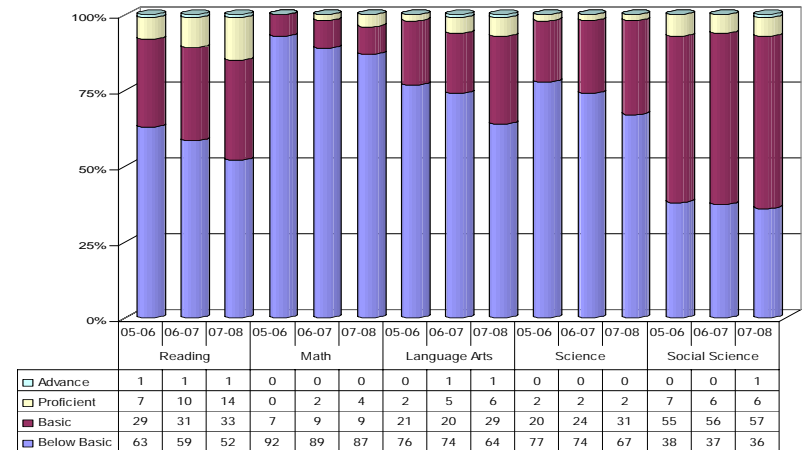
### Performance Levels - Grade 9



### Performance Level - Grade 10



### Performance Level - Grade 11



### Performance Level - Grade 12

