

School PTO & Administration SY 2007 - 2008

Parent-Teacher Organization Officers

Gilbert Acosta	President
Lola Denton	Vice President
Josephine Cruz	Secretary
Linafe Cruz	Treasurer
Vicky Loughran	Teacher Rep

School Administration

Lisa Santos Cooper-Nurse	Principal
Josephine Parel-Fontbuena	Assistant Principal

P.L. 26-26 School Performance Grade Classification

School Year 2007-2008 School Performance

Based on Public Law 28-45

SAT10 Proficient & Advanced Levels	School Data	P.L. 26-26 Grade Classification
SAT10 Grade 1 - Reading	46%	Low
SAT10 Grade 1 - Math	17%	Low
SAT10 Grade 1 - Language	6%	Unacceptable
SAT10 Grade 2 - Reading	8%	Unacceptable
SAT10 Grade 2 - Math	5%	Unacceptable
SAT10 Grade 2 - Language	1%	Unacceptable
SAT10 Grade 3 - Reading	15%	Low
SAT10 Grade 3 - Math	8%	Unacceptable
SAT10 Grade 3 - Language	8%	Unacceptable
SAT10 Grade 4 - Reading	16%	Low
SAT10 Grade 4 - Math	8%	Unacceptable
SAT10 Grade 4 - Language	13%	Low
SAT10 Grade 5 - Reading	7%	Unacceptable
SAT10 Grade 5 - Math	3%	Unacceptable
SAT10 Grade 5 - Language	9%	Unacceptable
School Passing Rate	100%	Exceptional
5th Grade Promotion Rate	100%	Exceptional
Student Attendance Rate	92%	Exceptional
Student Discipline Rate	0%	Exceptional
Employee Attendance Rate	88%	Low
School Improvement Plan	100%	
COMPOSITE SCORE/GRADE	50%	Satisfactory

School Initiatives & Exemplary Programs That Impact Student Achievement

SPECIAL PROGRAMS

- DEED
- Corrective Reading Program - Direct Instruction
- ESL Program
- Special Education
- Chamorro Program (PL 21-34 mandate)
- GATE Program
- Pre-School GATE Program
- Teacher Mentoring Program
- Head Start
- Summer Program 2007

EXEMPLARY ACCOMPLISHMENTS

- SAT 10: Scored at or above the district (National PR)
 - Grade 3 - Science, Listening
 - Grade 4 - Social Science
 - Grade 5 - Science
- Grade 1 increased eleven percentile points in Environment from the previous school year.
- Grade 3 increased one percentile point in Math from the previous school year.
- Grade 4 increased two percentile points in Language from the previous school year.

EXTRA-CURRICULAR ACTIVITIES

- Big Brother/Big Sister of Guam
- National Teach Children to Save Day
- "Price Lending a Hand" - Thanksgiving Food Drive
- Guitar Club
- Ukelele Club
- Environmental/Recycling Club
- International Reading Association Read-a-Thon
- Isla Art-a-Thon

SPECIAL AWARDS

- Fifth Grade Student qualified for the regional level competition for the National Geography Bee. He was one out of five students from Guam and the CNMI to qualify.

MONTHLY SCHOOL NEWSLETTER

"Lanchero Tales"

SCHOOL ANNUAL REPORT CARD SY 2007 - 2008

GUAM PUBLIC SCHOOL SYSTEM

H.B. PRICE ELEMENTARY SCHOOL

Telephone..... 734-2159/2324/7766/7
Fax..... 734-2983



"HOME OF THE LANCHEROS"

Color: Maroon & Gold
Located in Mangilao, Guam

MISSION

*"To enable our students to become
productive community members."*



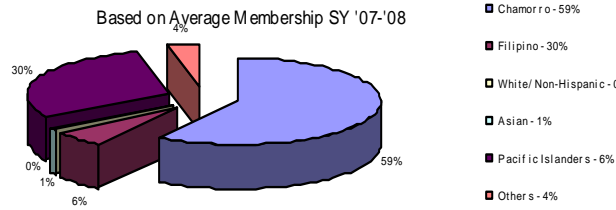
School Year 2007-2008 Student Enrollment by Grade

Based on September 30, 2007 Official Student Enrollment

Grade Level	Enrollment	Percentage
1st Grade	132	19%
2nd Grade	156	22%
3rd Grade	132	19%
4th Grade	162	22%
5th Grade	130	18%
Total:	712	100%

HB PRICE ETHNIC DISTRIBUTION

Based on Average Membership SY '07-'08



Average Daily Attendance Rate

Average Daily Attendance (ADA)	745.6
Average Daily Membership (ADM)	815.1
Attendance Rate	92%

Student Participating in Free/Reduced Lunch

Free	602	74%
Reduced	56	7%
Total	658	81%

Human Resources

Position	No. of Employees	% of Total	Attendance Rate	Absentee Rate
Principals and Assistants	1	2%	81%	19%
Teachers	62	68%	91%	9%
Professional/Ancillary	4	4%	80%	20%
Support	24	26%	81%	19%
Total	91	100%	88%	12%

FY 2008 Actual Expenditures

Category	Amount	Percent
Salaries and Benefits	3,783,906.41	92%
Contractual Services	55,197.47	1%
Supplies and Materials	12,757.61	0%
Equipment	0.00	0%
Utilities	281,515.11	7%
Capital Outlay	0.00	0%
Total	\$4,133,376.60	100%

STUDENT ACHIEVEMENT

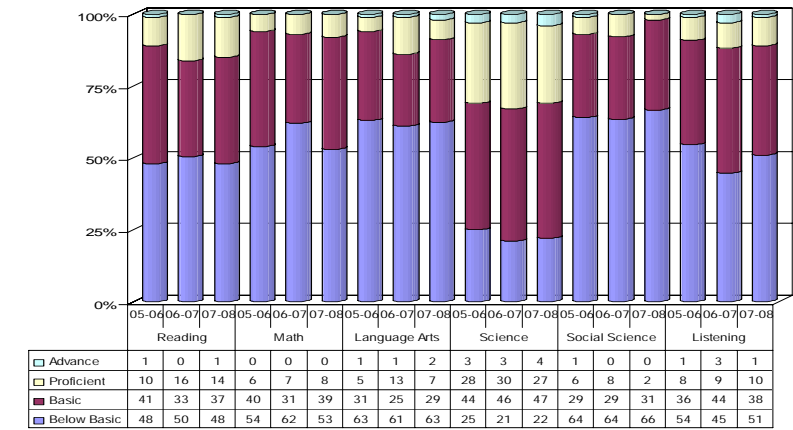
GUAM PUBLIC LAW 13-101. "The Board shall evaluate the efficiency of the instructional program in contributing to the achievement of the basic skills and shall continually revise both outcome statements and instructional procedures on the basis of evaluative data."

The GPSS Comprehensive Testing Program (CTP) is comprised of a variety of measures of student achievement including teacher-made tests, the Stanford Achievement Test (SAT10), and other standardized tests selected by the school. The SAT10 is administered district-wide to students enrolled in Grades 1-12. The graphs in the next section show SY 05-06 to SY 07-08 SAT10 results for reading, math, language, environment/science, and social science.

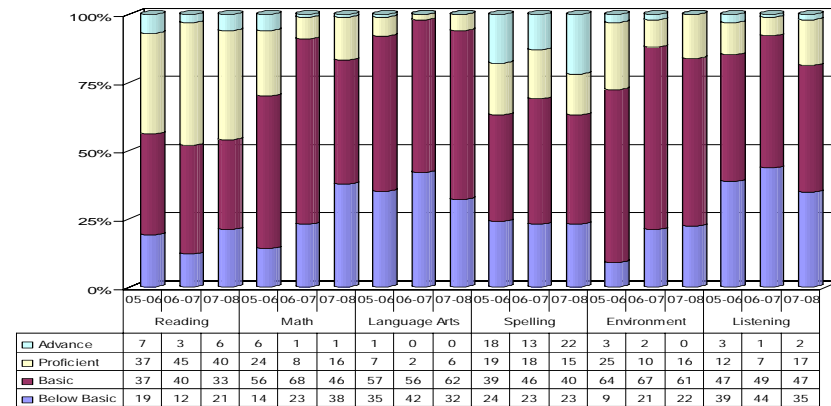
SCORE DEFINITIONS

Advanced	Signifies superior performance beyond grade level mastery.
Proficient	Represents solid academic performance , indicating that students are prepared for the next grade.
Basic	Indicates partial mastery of the knowledge and skills that are fundamental for satisfactory work.
Below Basic	Indicates little or no mastery of fundamental knowledge and skills.

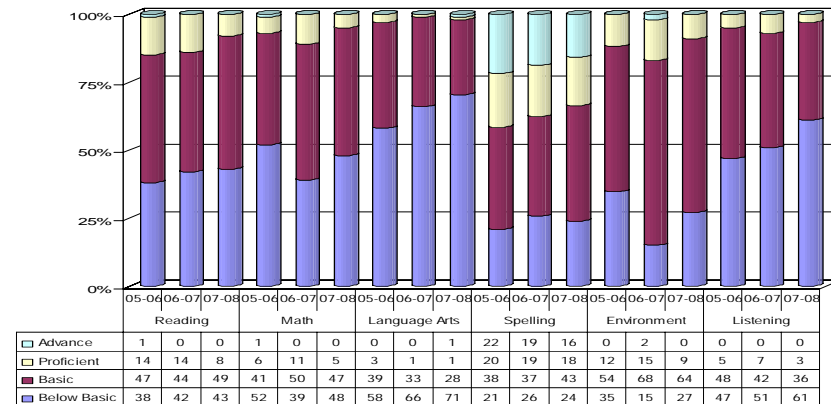
Performance Levels for 3rd Grade



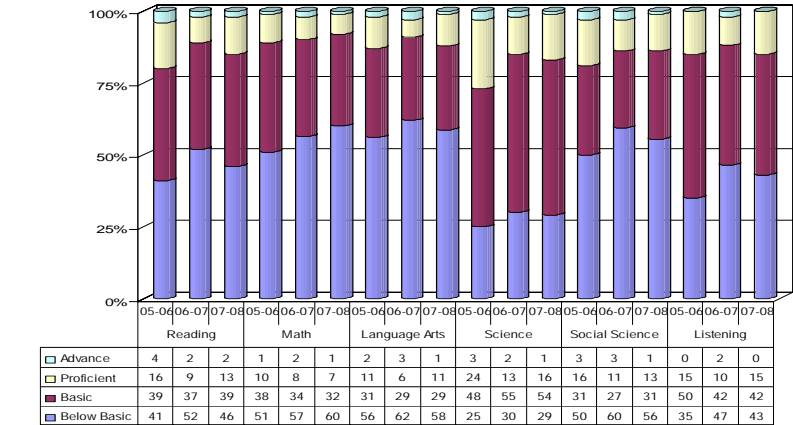
Performance Levels for 1st Grade



Performance Levels for 2nd Grade



Performance Levels for 4th Grade



Performance Levels for 5th Grade

