

School PTO & Administration SY 2007 - 2008

Parent-Teacher Organization Officers	
Angel Sablan	President
Bobby Zamora	Vice President
Elwin Quitano	Secretary
Elwin Quitano	Treasurer
Jennifer Jose	PIO
School Administration	
Evangeline Iglesias	Principal
Elias Taisipic	Assistant Principal
Kathleen Palomo	Assistant Principal

P.L. 26-26 School Performance Grade Classification

School Year 2007-2008 School Performance

Based on Public Law 28-45

SAT10 Proficient & Advanced Levels	School Data	P.L. 26-26 Grade Classification
SAT10 Grade 1 - Reading	46%	Low
SAT10 Grade 1 - Math	21%	Low
SAT10 Grade 1 - Language	8%	Unacceptable
SAT10 Grade 2 - Reading	10%	Low
SAT10 Grade 2 - Math	6%	Unacceptable
SAT10 Grade 2 - Language	2%	Unacceptable
SAT10 Grade 3 - Reading	12%	Low
SAT10 Grade 3 - Math	3%	Unacceptable
SAT10 Grade 3 - Language	9%	Unacceptable
SAT10 Grade 4 - Reading	11%	Low
SAT10 Grade 4 - Math	12%	Low
SAT10 Grade 4 - Language	13%	Low
SAT10 Grade 5 - Reading	12%	Low
SAT10 Grade 5 - Math	8%	Unacceptable
SAT10 Grade 5 - Language	15%	Low
School Passing Rate	100%	
5th Grade Promotion Rate	100%	Exceptional
Student Attendance Rate	96%	Exceptional
Student Discipline Rate	0%	Exceptional
Employee Attendance Rate	92%	Satisfactory
School Improvement Plan	100%	
COMPOSITE SCORE/GRADE	52%	Satisfactory

School Initiatives & Exemplary Programs That Impact Student Achievement

SPECIAL PROGRAMS

- ESL Program
- Chamorro Program (PL 21-34 mandate)
- Direct Instruction — Reading, Language, Math
- Special Education
- GATE Program
- Pre-Gate Program
- Head Start Program
- Summer School 2008
- Tutorial Program
- FATE Program
- I-Recycle Program

EXEMPLARY ACCOMPLISHMENTS

- Increase in School Performance Composite Score (4% points)
- SAT 10: Scored at or above the district (NPR):
1st Gr.: Reading 38%; Language 15%; Math 25%
3rd Gr.: Reading 16%, Language 22%
5th Gr.: Language 34%
- HATSA Training: Developing Professional Training Plans & SAT 10
- Principal currently a Yamashita Educator Corp Council Member
- School Partnerships with community and government agencies
- Island-wide I Recycle Competition: #1 School Awarded \$2,300
- 10 Computers donated by GCC

EXTRA-CURRICULAR ACTIVITIES

- Student Government
- Future Educators of Guam/America
- Spelling Bee
- Art-A-Thon
- Box Top for Education
- Chamorro Choir Group
- Read-A-Thon

SPECIAL AWARDS

- Student of the Month
- Quarterly Perfect Attendance/Honor Roll
- Mes Chamorro Weaving Competition



SCHOOL ANNUAL REPORT CARD SY 2007 - 2008

GUAM PUBLIC SCHOOL SYSTEM **FINEGAYAN** ELEMENTARY SCHOOL

Telephone..... 632-9364 / 635-0687
Fax..... 632-3477



“HOME OF THE FLYING FISH”

Color: Green & Black
Located in Dededo, Guam

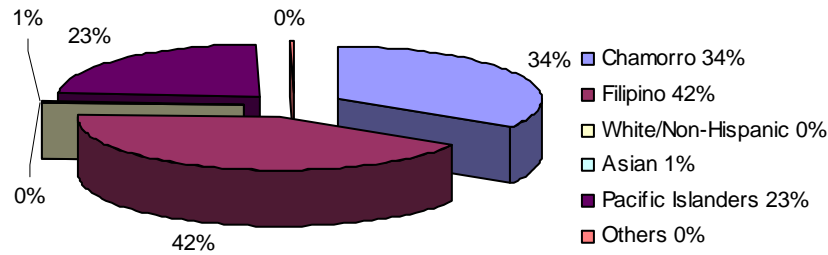
MISSION

“To enable all students to succeed in meeting the challenges in an ever changing global society.”

School Year 2007-2008 Student Enrollment by Grade

Grade Level	Enrollment	Percentage
1st Grade	201	20%
2nd Grade	198	19%
3rd Grade	225	21%
4th Grade	193	19%
5th Grade	213	21%
Total:	1030	100%

FINEGAYAN ELEMENTARY ETHNIC DISTRIBUTION Based on Daily Average Membership SY 07-08



Average Daily Attendance Rate		
Average Daily Attendance (ADA)		1152.8
Average Daily Membership (ADM)		1195.6
Attendance Rate		96.4%
Student Participating in Free /Reduced Lunch		
Free	741	88%
Reduced	98	12%
Total	839	100%

Human Resources

Based on Data from FSAIS on September 2008

Position	No. of Employees	% of Total	Attendance Rate	Absentee Rate
Principals and Assistants	3	2%	95%	5%
Teachers	96	77%	93%	7%
Professional/Ancillary	3	2%	76%	24%
Support	19	15%	90%	10%
Total	125	100%	92%	8%

FY 2008 Actual Expenditures

Category	Amount	Percent
Salaries and Benefits	4,548,410.17	91%
Contractual Services	144,152.94	3%
Supplies and Materials	13,471.64	0%
Equipment	0.00	0%
Utilities	276,556.00	6%
Capital Outlay	0.00	0%
Total	\$4,982,590.75	100%

STUDENT ACHIEVEMENT

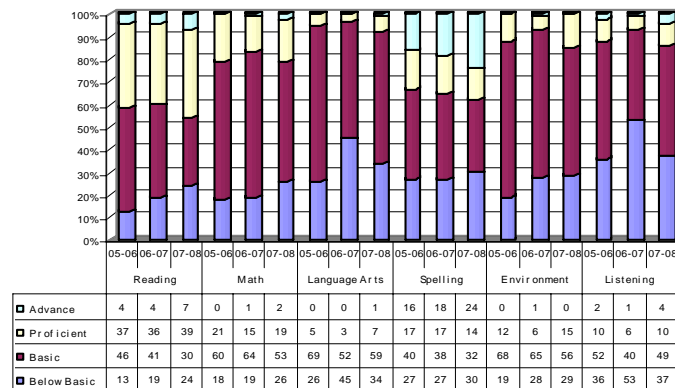
GUAM PUBLIC LAW 13-101. "The Board shall evaluate the efficiency of the instructional program in contributing to the achievement of the basic skills and shall continually revise both outcome statements and instructional procedures on the basis of evaluative data."

The GPSS Comprehensive Testing Program (CTP) is comprised of a variety of measures of student achievement including teacher-made tests, the Stanford Achievement Test (SAT10), and other standardized tests selected by the school. The SAT10 is administered district-wide to students enrolled in Grades 1-12. The graphs in the next section show SY 05-06 to SY 07-08 SAT 10 results for reading, math, language, environment/science, and social science.

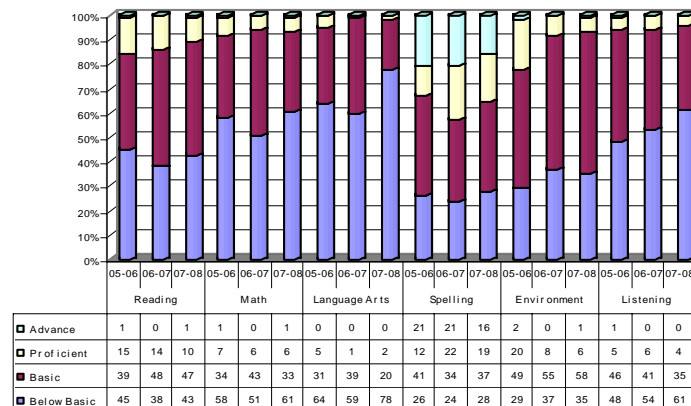
SCORE DEFINITIONS

Advanced	Signifies superior performance beyond grade level mastery.
Proficient	Represents solid academic performance , indicating that students are prepared for the next grade.
Basic	Indicates partial mastery of the knowledge and skills that are fundamental for satisfactory work.
Below Basic	Indicates little or no mastery of fundamental knowledge and

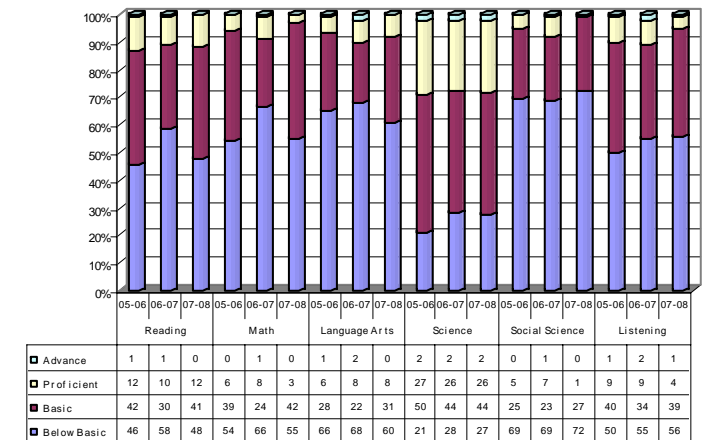
Performance Levels for Grade 1



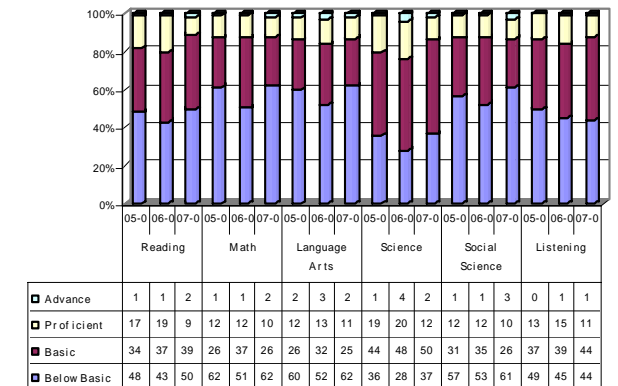
Performance Levels for Grade 2



Performance Levels for Grade 3



Performance Levels for Grade 4



Performance Levels for Grade 5

