

School PTO & Administration SY 2007 - 2008

Parent-Teacher Organization Officers		
Mary Sanchez	President	
Emily Cruz	Vice President	
Shirley Brooks	Secretary	
Trina Quenga	Treasurer	
Tomasa Guzman	Faculty Rep.	
Sandra O. Sanchez	Staff Rep.	
School Administration		
Janet A. Duenas	Principal	

P.L. 26-26 School Performance Grade Classification

School Year 2007-2008 School Performance

Based on Public Law 28-45

SAT10 Proficient & Advanced Levels	School Data	P.L. 26-26 Grade Classification
SAT10 Grade 1 - Reading	89%	Strong
SAT10 Grade 1 - Math	11%	Low
SAT10 Grade 1 - Language	0%	Unacceptable
SAT10 Grade 2 - Reading	25%	Low
SAT10 Grade 2 - Math	17%	Low
SAT10 Grade 2 - Language	8%	Unacceptable
SAT10 Grade 3 - Reading	11%	Low
SAT10 Grade 3 - Math	10%	Low
SAT10 Grade 3 - Language	0%	Unacceptable
SAT10 Grade 4 - Reading	7%	Unacceptable
SAT10 Grade 4 - Math	7%	Unacceptable
SAT10 Grade 4 - Language	0%	Unacceptable
SAT10 Grade 5 - Reading	0%	Unacceptable
SAT10 Grade 5 - Math	0%	Unacceptable
SAT10 Grade 5 - Language	0%	Unacceptable
School Passing Rate	100%	Exceptional
5th Grade Promotion Rate	100%	Exceptional
Student Attendance Rate	96%	Exceptional
Student Discipline Rate	0%	Exceptional
Employee Attendance Rate	85%	Exceptional
School Improvement Plan	100%	
COMPOSITE SCORE/GRADE	51%	Satisfactory

School Initiatives & Exemplary Programs That Impact Student Achievement

SPECIAL PROGRAMS

- Direct Instruction Program K-5
- Corrective Reading Program grades 3,4,5
- English as a Second Language Program K-5
- Special Education - Gifted and Talented Program
- Special Education - Speech and Hard of Hearing
- Special Education - Emotional Disability Program
- Chamorro Studies Program K-5

EXEMPLARY ACCOMPLISHMENTS

- GED-Community Based Program for Parents
- Implementation of the Renaissance Responders System
- Physical Education Grant K-5
- HATSA Professional Development Program
- Library Grant
- Implementation of PTEP
- Teacher Collegial Exchange
- HATSA Mentorship
- Faculty's Common Planning Time
- Student of the Quarter
- Monthly Intervention and Prevention Strategies by Guidance Counselor
- Parent Teacher Advisory Council
- Holiday Showcase and Celebration
- Monthly Faculty Bulletin, via email
- F.Q. Sanchez Day
- Thanksgiving Celebration at the Mayor's Office
- Kindergarten Promotional
- 5th Grade Fun Day
- Chamorro Month Celebration
- Per-Contact Chamorro Presentation

EXTRA-CURRICULAR ACTIVITIES

- After School Math Tutorial
- Christmas in the Nigh Celebration at the Community Center
- King and Queen F.Q. Sanchez Coronation
- Math Olympiad
- Adopt-A-School Program
- 5th Grade Graduation

SPECIAL AWARDS

- Quarterly Student Awards Ceremony
- End of the Year Student Awards Ceremony
- Spelling Bee
- Math Olympiad
- Chamorro Month Award

SCHOOL ANNUAL REPORT CARD SY 2007- 2008

GUAM PUBLIC SCHOOL SYSTEM **F.Q. SANCHEZ** ELEMENTARY SCHOOL

Telephone..... 828-8472/3910
Fax..... 828-8471



“HOME OF THE SEAHORSES”

Color: Blue & Gold
Located in Umatac, Guam

MISSION

*“To create a learning environment which encourage
lifelong learning”*



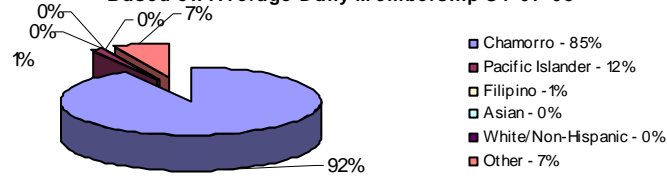
School Year 2007-2008 Student Enrollment by Grade

Based on September 30, 2007 Official Student Enrollment

Grade Level	Enrollment	Percentage
Kindergarten	10	13%
1st Grade	9	13%
2nd Grade	13	18%
3rd Grade	9	13%
4th Grade	15	21%
5th Grade	16	22%
Total:	72	100%

F.Q. Sanchez Elementary Ethnic Distribution

Based on Average Daily Membership SY 07-08



Average Daily Attendance Rate

Average Daily Attendance (ADA)	71.8
Average Daily Membership (ADM)	74.6
Attendance Rate	96%

Student Participating in Free/Reduced Lunch

Based on October 2007 Food & Nutrition Services

Free	59	79%
Reduced	4	5%
Total	63	84%

Human Resources

Position	No. of Employees	% of Total	Attendance Rate	Absentee Rate
Principals and Assistants	0	0%	-	-
Teachers	10	56%	86%	14%
Professional/Ancillary	3	17%	74%	26%
Support	5	27%	89%	11%
Total	18	100%	85%	15%

FY 2008 Actual Expenditures

Category	Amount	Percent
Salaries and Benefits	837,295.35	89%
Contractual Services	12,744.81	1%
Supplies and Materials	2,358.63	0%
Equipment	0.00	0%
Utilities	88,056.16	9%
Capital Outlay	0.00	0%
Total	\$940,454.94	100%

STUDENT ACHIEVEMENT

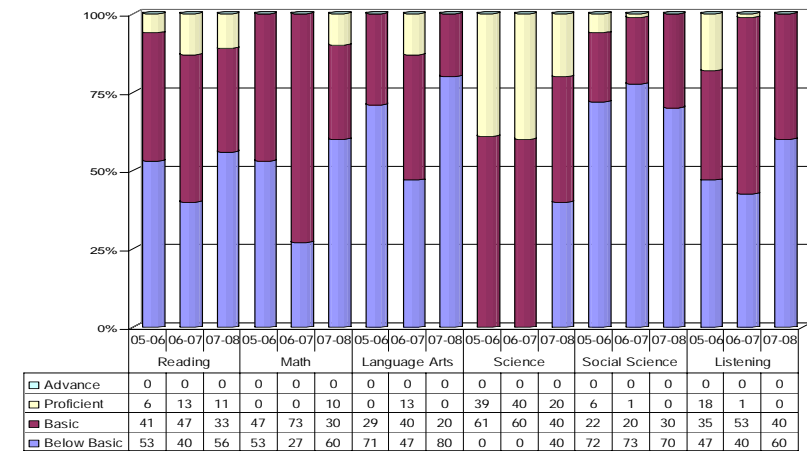
GUAM PUBLIC LAW 13-101. "The Board shall evaluate the efficiency of the instructional program in contributing to the achievement of the basic skills and shall continually revise both outcome statements and instructional procedures on the basis of evaluative data."

The GPSS Comprehensive Testing Program (CTP) is comprised of a variety of measures of student achievement including teacher-made tests, the Stanford Achievement Test (SAT10), and other standardized tests selected by the school. The SAT10 is administered district-wide to students enrolled in Grades 1-12. The graphs in the next section show SY 05-06 to SY 07-08 SAT10 results for reading, math, language, environment/science, and social science.

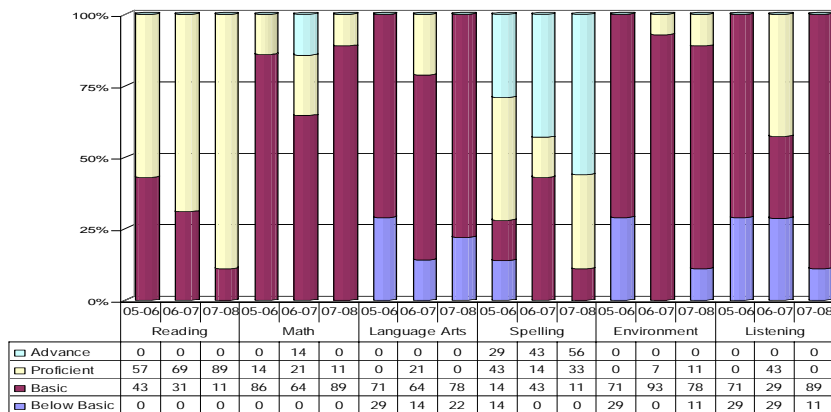
SCORE DEFINITIONS

Advanced	Signifies superior performance beyond grade level mastery.
Proficient	Represents solid academic performance , indicating that students are prepared for the next grade.
Basic	Indicates partial mastery of the knowledge and skills that are fundamental for satisfactory work.
Below Basic	Indicates little or no mastery of fundamental knowledge and skills.

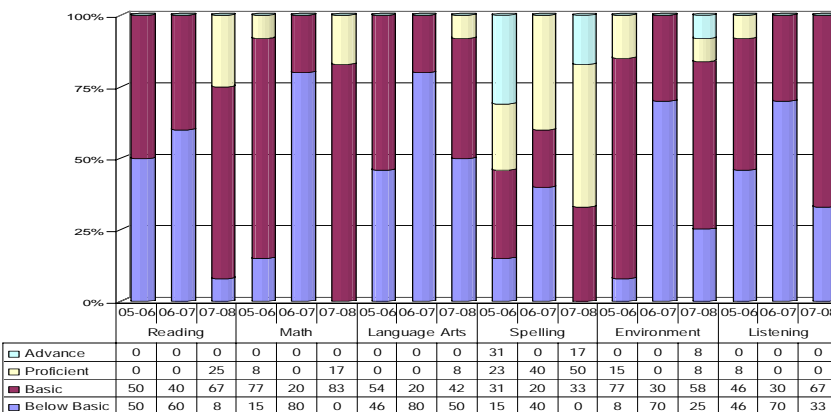
Performance Levels - Grade 3



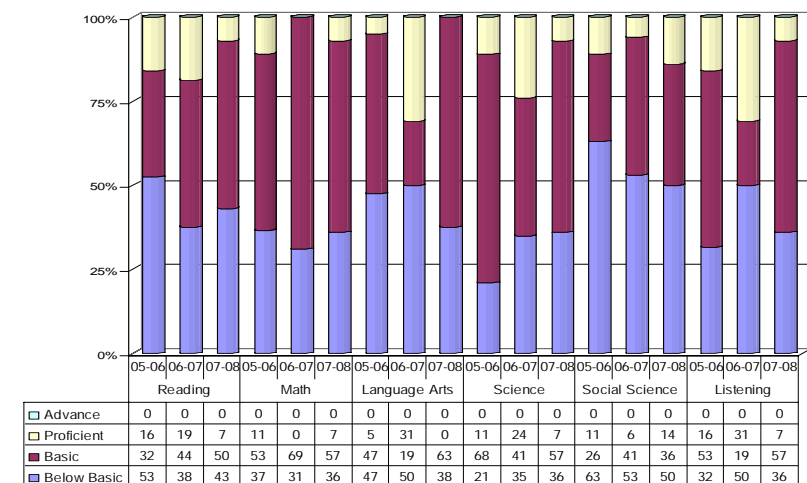
Performance Levels - Grade 1



Performance Levels - Grade 2



Performance Levels - Grade 4



Performance Levels - Grade 5

