

School PTO & Administration SY 2007 - 2008

Parent-Teacher Organization Officers	
Gloria Molo	President
Frances Naputi	Vice President
Joyce Anderson	Secretary
Albina Snatos	Treasurer
Kimberly Barrett-Pendon	PRO
School Administration	
Evangeline A. Chang	Principal
Krisinda C. Aguon	Assistant Principal

P.L. 26-26 School Performance Grade Classification

School Year 2007-2008 School Performance

Based on Public Law 28-45

SAT10 Proficient & Advanced Levels	School Data	P.L. 26-26 Grade Classification
SAT10 Grade 1 - Reading	54%	Satisfactory
SAT10 Grade 1 - Math	23%	Low
SAT10 Grade 1 - Language	3%	Unacceptable
SAT10 Grade 2 - Reading	16%	Low
SAT10 Grade 2 - Math	5%	Unacceptable
SAT10 Grade 2 - Language	2%	Unacceptable
SAT10 Grade 3 - Reading	12%	Low
SAT10 Grade 3 - Math	9%	Unacceptable
SAT10 Grade 3 - Language	9%	Unacceptable
SAT10 Grade 4 - Reading	18%	Low
SAT10 Grade 4 - Math	15%	Low
SAT10 Grade 4 - Language	13%	Low
SAT10 Grade 5 - Reading	9%	Unacceptable
SAT10 Grade 5 - Math	4%	Unacceptable
SAT10 Grade 5 - Language	14%	Low
School Passing Rate	100%	Exceptional
5th Grade Promotion Rate	100%	Exceptional
Student Attendance Rate	94%	Exceptional
Student Discipline Rate	0%	Exceptional
Employee Attendance Rate	90%	Satisfactory
School Improvement Plan	100%	
COMPOSITE SCORE/GRADE	51%	Satisfactory

School Initiatives & Exemplary Programs That Impact Student Achievement

SPECIAL PROGRAMS

- DEED
- Corrective Reading Program - Direct Instruction
- ESL Program
- Special Education
- GATE Program
- Chamorro Program (PL 21-34 mandate)
- Teacher Mentoring Program
- Head Start
- Summer School (2008)

EXEMPLARY ACCOMPLISHMENTS

- Increase in School Performance Composite Score (3%-pts)
- SAT 10: Scored at or above the district (NPR)
 - Grade 4 - Reading, Math, Language, Spelling
 - Grade 5 - Math, Language, Spelling, Science
- HATSA Mini-Grant
- School Partnership with Seabees, Department of Mental Health, DISID, Tamuning Mayor's Office, Triple J
- First school to receive and unveil the first newspaper produced by the Guam Energy Office

EXTRA-CURRICULAR ACTIVITIES

- | | |
|-----------------------------|--|
| • Guard-a-Kid | • Spelling Bee |
| • Geography Bee Competition | • Commemoration of Chief Clifford Brodie |
| • Math Olympiad | • Rai/Raina |
| • C.H.A.I.N. Club | • Special Olympics |
| • Giving Tree | • Peer Mediation |
| • 911 Memorial Service | • DARE |
| • Harvest Fair | |

SPECIAL AWARDS

- Kathreen Manicio—3rd Place, Islandwide Kaddon Pika Competition
- Mayleen Nakamura—3rd Place, Islandwide Kaddon Pika Competition
- Andrew J.G. Molo—1st Place, Science Fair
- Rethyela Olivario—3rd Place, Science Fair
- CBMES Choir—2nd Place, UOG Charter Day Festivities

MONTHLY SCHOOL NEWSLETTER

"The Buzz"

GATE Education Newsletter
Monthly School Calendar

SCHOOL ANNUAL REPORT CARD SY 2007 - 2008

GUAM PUBLIC SCHOOL SYSTEM

CHIEF BRODIE ELEMENTARY SCHOOL

Telephone..... 647-4444/4554/4536
Fax..... 646-8052



"HOME OF THE BUSY BEES"

Color: Black & Yellow
Located in Tumon, Guam

MISSION

"We will prepare our students for the challenges of life, promote opportunities for excellence, provide positive and meaningful experiences. Our students will become well rounded citizens who will succeed in a changing world."



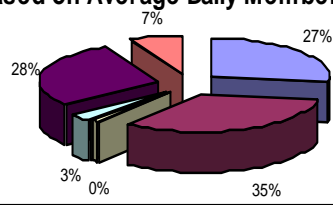
School Year 2007-2008 Student Enrollment by Grade

Based on September 30, 2007 Official Student Enrollment

Grade Level	Enrollment	Percentage
1st Grade	111	20%
2nd Grade	100	18%
3rd Grade	103	18%
4th Grade	126	22%
5th Grade	123	22%
Total:	531	100%

CHIEF BRODIE MEMORIAL ELEMENTARY SCHOOL ETHNIC DISTRIBUTION

Based on Average Daily Membership SY '07



- Chamorro 27%
- Filipino 35%
- White/Non-Hispanic 0%
- Asian 3%
- Pacific Islanders 28%
- Others 7%

Average Daily Attendance Rate

Average Daily Attendance (ADA)	619.2
Average Daily Membership (ADM)	657.9
Attendance Rate	94.1%

Student Participating in Free/Reduced Lunch

Based on October 2007 Data from Food & Nutrition Services

Free	342	52%
Reduced	37	6%
Total	379	58%

Human Resources

Position	No. of Employees	% of Total	Attendance Rate	Absentee Rate
Principals and Assistants	2	4%	91%	9%
Teachers	39	71%	93%	7%
Professional/Ancillary	3	5%	89%	11%
Support	11	2%	81%	19%
Total	55	100%	90%	10%

FY 2008 Actual Expenditures

Category	Amount	Percent
Salaries and Benefits	\$2,814,094.81	88%
Contractual Services	81,516.	3%
Supplies and Materials	0.00	0%
Equipment	0.00	0%
Utilities	294,601.35	9%
Capital Outlay	0.00	0%
Total	\$3,190,212.34	100%

STUDENT ACHIEVEMENT

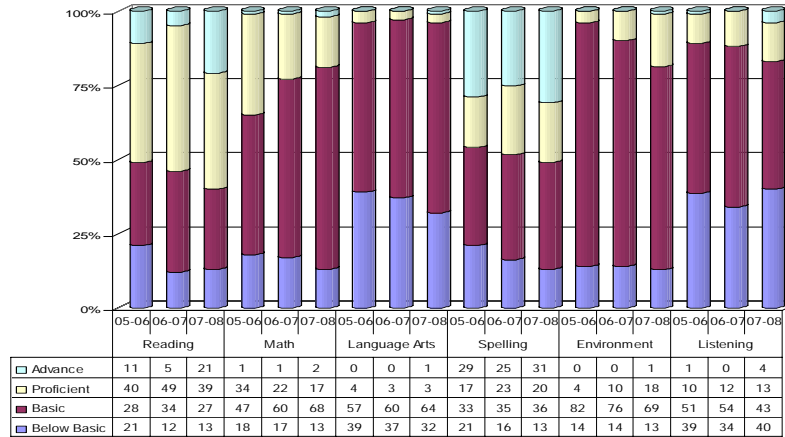
GUAM PUBLIC LAW 13-101. "The Board shall evaluate the efficiency of the instructional program in contributing to the achievement of the basic skills and shall continually revise both outcome statements and instructional procedures on the basis of evaluative data."

The GPSS Comprehensive Testing Program (CTP) is comprised of a variety of measures of student achievement including teacher-made tests, the Stanford Achievement Test (SAT10), and other standardized tests selected by the school. The SAT10 is administered district-wide to students enrolled in Grades 1-12. The graphs in the next section show SY 05-06 to SY 07-08 SAT 10 results for reading, math, language, environment/science, and social science.

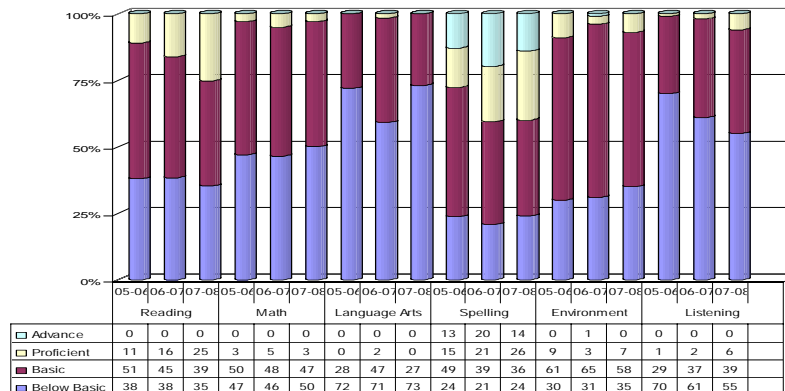
SCORE DEFINITIONS

- Advanced** Signifies **superior performance** beyond grade level mastery.
- Proficient** Represents **solid academic performance**, indicating that students are prepared for the next grade.
- Basic** Indicates **partial mastery** of the knowledge and skills that are fundamental for satisfactory work.
- Below Basic** Indicates **little or no mastery** of fundamental knowledge and skills.

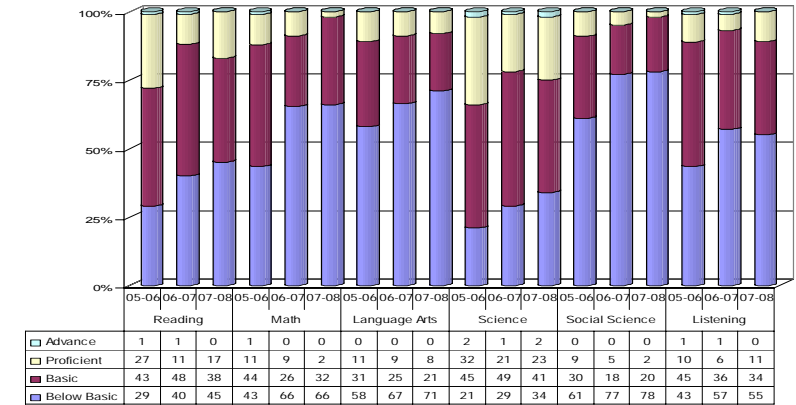
Performance Levels - Grade 1



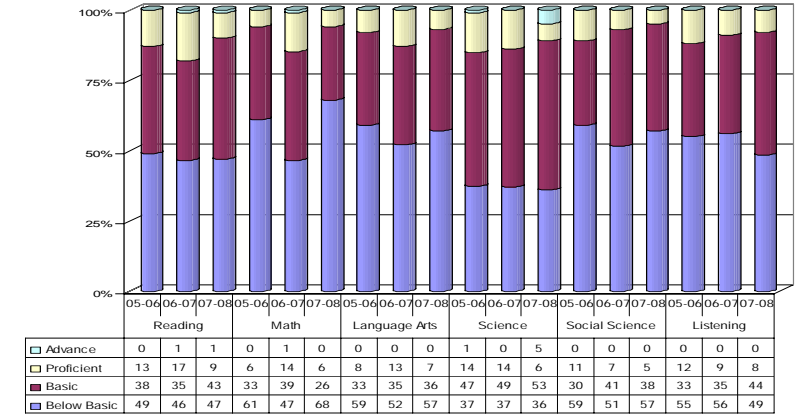
Performance Levels - Grade 2



Performance Levels - Grade 2



Performance Levels - Grade 3



Performance Levels - Grade 3

