

School PTO & Administration SY 2007 - 2008

Parent-Teacher Organization Officers

Wilfred James	President
Jeffery Quitugua	Vice President
Bella Santos	Secretary
Frances Roberto	Treasurer

School Administration

Bernie Tenorio Duenas	Principal
-----------------------	-----------

School Initiatives & Exemplary Programs That Impact Student Achievement

SPECIAL PROGRAMS

- Star Reading & Math Programs
- Accelerated Reader and Accelerated Math Program
- Direct Instruction Program
- ESL Program
- GATE Program Special Education
- SPED Program
- Chamorro Program (PL 21-34 mandate)
- Head Start
- DEED Program
- Summer School Program

EXEMPLARY ACCOMPLISHMENTS

- **SAT10 Scores are above the National Average in:**
- 1st Grade: Reading, Math, Spelling
- 2nd/3rd/4th/5th Grade: Spelling
- **SAT10 Scores are on or above the District Average in:**
- All Grades (1-5) in Reading, Math, Language, Spelling, Environment, Science, Social Science, Listening
- **School Web Site:**
- **www.carbullido-kokos.com;**
- **73% of student in grades k to 5 are at or above DI Benchmarks in Reading**

SPECIAL AWARDS

- Academic Awards (Principal's Award, A/B Honor Roll)
- Perfect Attendance
- Parent Homework Leaders

EXTRA-CURRICULAR ACTIVITIES

- | | |
|------------------------------|--------------------------|
| • Youth Crime Watch | • Service Learning Club |
| • Wave Club | • Box Tops for Education |
| • Big Brother/Sister Program | • "I Recycle Project" |



SCHOOL ANNUAL REPORT CARD SY 2007 - 2008

GUAM PUBLIC SCHOOL SYSTEM

B.P. CARBULLIDO ELEMENTARY SCHOOL

Telephone..... 734-4341/2/3/4
Fax..... 734-7769



“HOME OF THE KO’KO’”

Color: Pink & Gray
Located in Barrigada, Guam

MISSION

*“To educate, nurture, challenge,
and discipline all students to be
responsible and productive citizens.”*

P.L. 26-26 School Performance Grade Classification

School Year 2007-2008 School Performance

Based on Public Law 28-45

SAT10 Proficient & Advanced Levels	School Data	P.L. 26-26 Grade Classification
SAT10 Grade 1 - Reading	73%	Strong
SAT10 Grade 1 - Math	35%	Low
SAT10 Grade 1 - Language	16%	Low
SAT10 Grade 2 - Reading	32%	Low
SAT10 Grade 2 - Math	23%	Low
SAT10 Grade 2 - Language	12%	Unacceptable
SAT10 Grade 3 - Reading	30%	Low
SAT10 Grade 3 - Math	6%	Unacceptable
SAT10 Grade 3 - Language	11%	Low
SAT10 Grade 4 - Reading	22%	Low
SAT10 Grade 4 - Math	15%	Low
SAT10 Grade 4 - Language	17%	Low
SAT10 Grade 5 - Reading	9%	Unacceptable
SAT10 Grade 5 - Math	8%	Unacceptable
SAT10 Grade 5 - Language	15%	Low
School Passing Rate	100%	Exceptional
5th Grade Promotion Rate	100%	Exceptional
Student Attendance Rate	93%	Exceptional
Student Discipline Rate	0%	Exceptional
Employee Attendance Rate	89%	Low
School Improvement Plan	100%	
COMPOSITE SCORE/GRADE	56%	Satisfactory

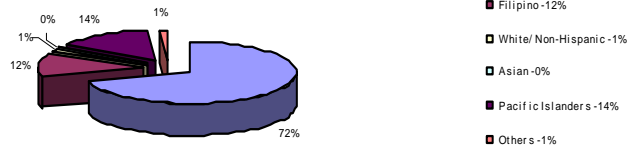
School Year 2007-2008 Student Enrollment by Grade

Based on September 30, 2007 Official Student Enrollment

Grade Level	Enrollment	Percentage
1st Grade	79	19%
2nd Grade	85	20%
3rd Grade	94	23%
4th Grade	77	19%
5th Grade	77	19%
Total:	412	100%

CARBULLIDO ELEMENTARY ETHNIC DISTRIBUTION

Based on Average Daily Membership SY '07-'08



Average Daily Attendance Rate

Average Daily Attendance (ADA)	435.0
Average Daily Membership (ADM)	467.5
Attendance Rate	93%

Student Participating in Free/Reduced Lunch

Based on October 2007 Data from Food & Nutrition Services

Free	276	59%
Reduced	30	6%
Total	306	65%

Human Resources

Position	No. of Employees	% of Total	Attendance Rate	Absentee Rate
Principals and Assistants	1	2%	90%	10%
Teachers	40	73%	93%	7%
Professional/Ancillary	2	4%	93%	7%
Support	12	21%	76%	24%
Total	55	100%	89%	11%

FY 2008 Actual Expenditures

Category	Amount	Percent
Salaries and Benefits	2,359,588.99	88%
Contractual Services	72,445.77	3%
Supplies and Materials	2,904.30	0%
Equipment	0.00	0%
Utilities	253,503.75	9%
Capital Outlay	0.00	0%
Total	\$2,688,442.81	100%

STUDENT ACHIEVEMENT

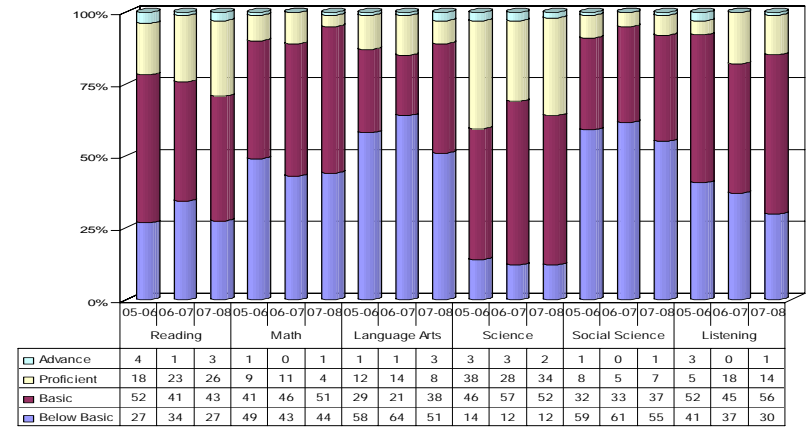
GUAM PUBLIC LAW 13-101. "The Board shall evaluate the efficiency of the instructional program in contributing to the achievement of the basic skills and shall continually revise both outcome statements and instructional procedures on the basis of evaluative data."

The GPSS Comprehensive Testing Program (CTP) is comprised of a variety of measures of student achievement including teacher-made tests, the Stanford Achievement Test (SAT10), and other standardized tests selected by the school. The SAT10 is administered district-wide to students enrolled in Grades 1-12. The graphs in the next section show SY 05-06 to SY 07-08 SAT10 results for reading, math, language, environment/science, and social science.

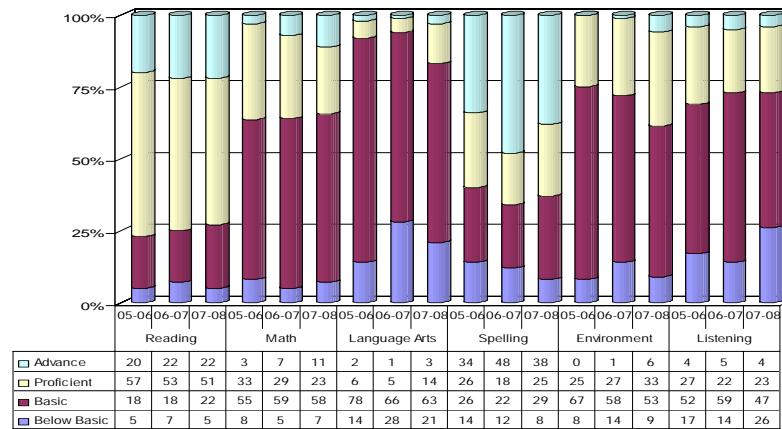
SCORE DEFINITIONS

Advanced	Signifies superior performance beyond grade level mastery.
Proficient	Represents solid academic performance , indicating that students are prepared for the next grade.
Basic	Indicates partial mastery of the knowledge and skills that are fundamental for satisfactory work.
Below Basic	Indicates little or no mastery of fundamental knowledge and skills.

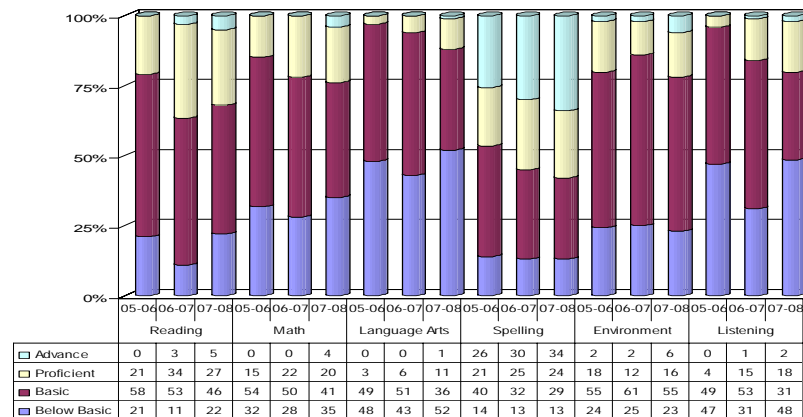
Performance Levels for 3rd Grade



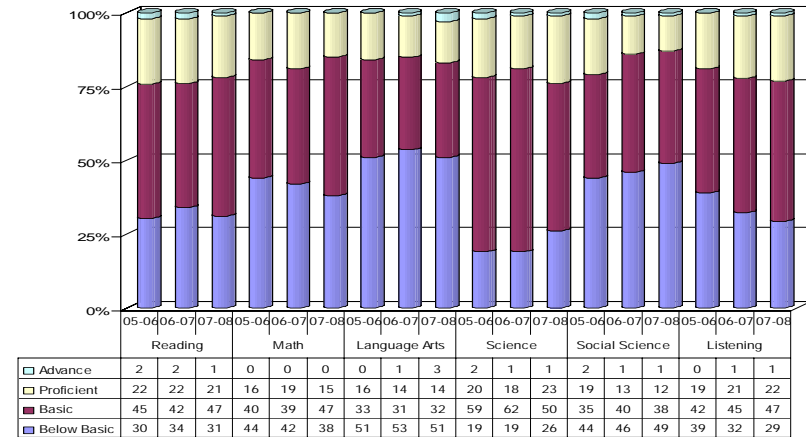
Performance Levels for 1st Grade



Performance Levels for 2nd Grade



Performance Levels for 4th Grade



Performance Levels for 5th Grade

