

School PTO & Administration SY 2007 - 2008

Parent-Teacher Organization Officers

Gloria Frias	President
Frances Taitano	Vice President
Pamela Villanueva	Secretary
Joseph Manibusan	Treasurer

School Administration

Agnes Guerrero	Principal
Kristina Cade	Assistant Principal

P.L. 26-26 School Performance Grade Classification

School Year 2007-2008 School Performance

Based on Public Law 28-45

SAT10 Proficient & Advanced Levels	School Data	P.L. 26-26 Grade Classification
SAT10 Grade 1 - Reading	53%	Satisfactory
SAT10 Grade 1 - Math	25%	Low
SAT10 Grade 1 - Language	4%	Unacceptable
SAT10 Grade 2 - Reading	6%	Unacceptable
SAT10 Grade 2 - Math	8%	Unacceptable
SAT10 Grade 2 - Language	1%	Unacceptable
SAT10 Grade 3 - Reading	7%	Unacceptable
SAT10 Grade 3 - Math	0%	Unacceptable
SAT10 Grade 3 - Language	0%	Unacceptable
SAT10 Grade 4 - Reading	10%	Low
SAT10 Grade 4 - Math	7%	Unacceptable
SAT10 Grade 4 - Language	4%	Unacceptable
SAT10 Grade 5 - Reading	5%	Unacceptable
SAT10 Grade 5 - Math	9%	Unacceptable
SAT10 Grade 5 - Language	8%	Unacceptable
School Passing Rate	100%	Exceptional
5th Grade Promotion Rate	100%	Exceptional
Student Attendance Rate	93%	Exceptional
Student Discipline Rate	0%	Exceptional
Employee Attendance Rate	84%	Low
School Improvement Plan	100%	
COMPOSITE SCORE/GRADE	47%	Low

School Initiatives & Exemplary Programs That Impact Student Achievement

SPECIAL PROGRAMS

- DEED
- Chamorro Program (PL 21-34 mandate)
- Corrective Reading Program - Direct Instruction
- ESL Program
- Special Education
- GATE Program
- Teacher Mentoring Program
- Head Start
- Summer School 2008

EXEMPLARY ACCOMPLISHMENTS

- SAT 10: Percentile Ranking above the district average for grades 1 & 2 in Math.
- 4th Grade Teacher selected to attend an off-island IRA/ESL conference
- Two Teachers applied & awarded for an IRA Grant in Math & Reading
- Science Fair student placed 3rd in the Island-wide Contest
- Implemented Positive Behavior Support Program
- Math Olympiad Team placed 7th in the island-wide contest

EXTRA-CURRICULAR ACTIVITIES

- | | |
|---------------------|------------------------|
| • Student Council | • Science Fair |
| • 4-H Club | • Big Bird Read-a-Thon |
| • Peer Mediation | • Art-a-Thon |
| • Youth Crime Watch | • IRA Read-a-Thon |
| • Math Olympiad | • Geography Bee |

SPECIAL AWARDS

- A/B Honor Roll
- Perfect Attendance
- Student of the Quarter
- Perfect Attendance: Faculty & Staff
- 5th Grade Butterfly
- DI Wall of Fame

MONTHLY SCHOOL NEWSLETTER

"As Tumbo Parent Newsletter"
ESL Newsletter
GATE Newsletter
As Tumbo Website



SCHOOL ANNUAL REPORT CARD SY 2007 - 2008

GUAM PUBLIC SCHOOL SYSTEM **AS TUMBO** ELEMENTARY SCHOOL

Telephone..... 635-4363/4
 Fax..... 637-5352



"HOME OF THE BUTTERFLIES"

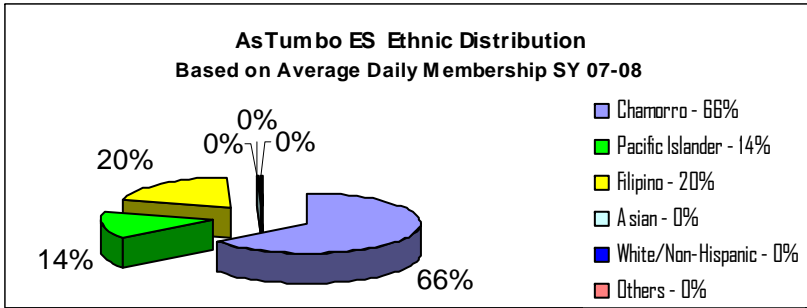
Color: Black & Yellow
 Located in Dededo, Guam

MISSION:

*"To give students the opportunity to learn,
 to promote academic and social skills, and to
 provide support in order to become responsible
 and productive citizens."*

School Year 2007-2008 Student Enrollment by Grade

Grade Level	Enrollment	Percentage
1st Grade	86	19%
2nd Grade	97	21%
3rd Grade	86	19%
4th Grade	83	18%
5th Grade	102	23%
Total:	454	100%



Average Daily Attendance Rate		
Average Daily Attendance (ADA)		502.5
Average Daily Membership (ADM)		539.3
Attendance Rate		93.2%

Student Participating in Free/Reduced Lunch		
Based on October 2007 Data From Food and Nutrition Services		
Free	439	79%
Reduced	22	3%
Total	461	83%

Human Resources

Based on Data from FSAIS on September 2008

Position	No. of Employees	% of Total	Attendance Rate	Absentee Rate
Principals and Assistants	1	100%	64%	36%
Teachers	44	100%	90%	10%
Professional/Ancillary	3	100%	95%	5%
Support	37	100%	81%	19%
Total	85	100%	86%	14%

FY 2008 Actual Expenditures

Category	Amount	Percent
Salaries and Benefits	3,371,806.12	90%
Contractual Services	77,401.69	3%
Supplies and Materials	8,510.25	0%
Equipment	0.00	0%
Utilities	274,157.71	7%
Capital Outlay	0.00	0%
Total	\$3,731,875.77	100%

STUDENT ACHIEVEMENT

GUAM PUBLIC LAW 13-101. "The Board shall evaluate the efficiency of the instructional program in contributing to the achievement of the basic skills and shall continually revise both outcome statements and instructional procedures on the basis of evaluative data."

The GPSS Comprehensive Testing Program (CTP) is comprised of a variety of measures of student achievement including teacher-made tests, the Stanford Achievement Test (SAT10), and other standardized tests selected by the school. The SAT10 is administered district-wide to students enrolled in Grades 1-12. The graphs in the next section show SY 05-06 to SY 07-08 SAT 10 results for reading, math, language, environment/science, and social science.

SCORE DEFINITIONS

Advanced Proficient

Signifies superior performance beyond grade level mastery. Represents solid academic performance, indicating that students are prepared for the next grade.

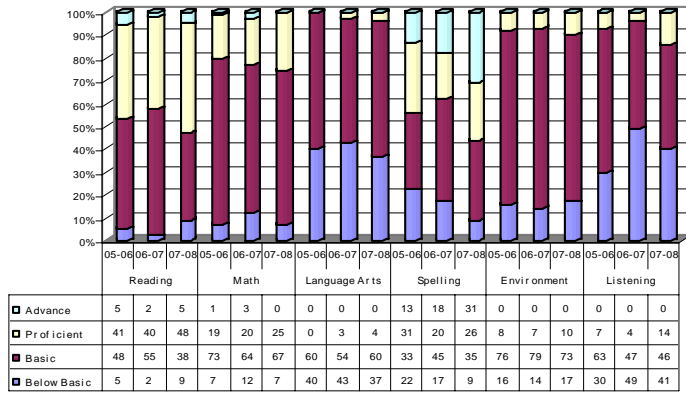
Basic

Indicates partial mastery of the knowledge and skills that are fundamental for satisfactory work.

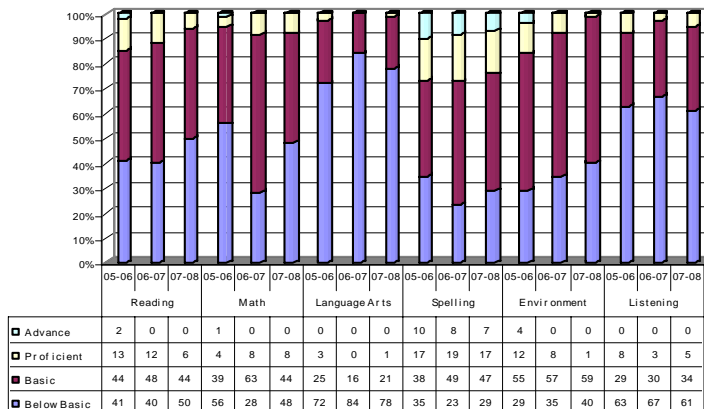
Below Basic

Indicates little or no mastery of fundamental knowledge and

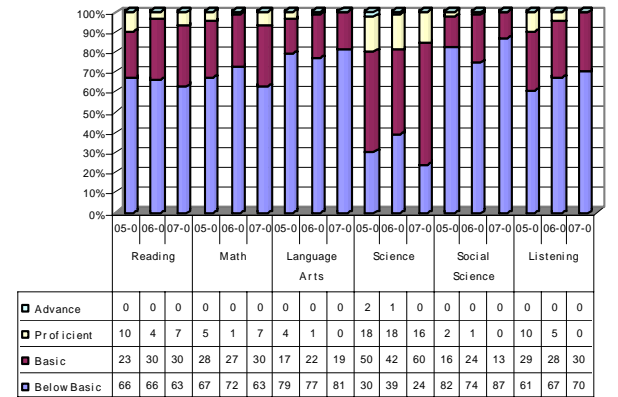
Performance Levels for Grade 1



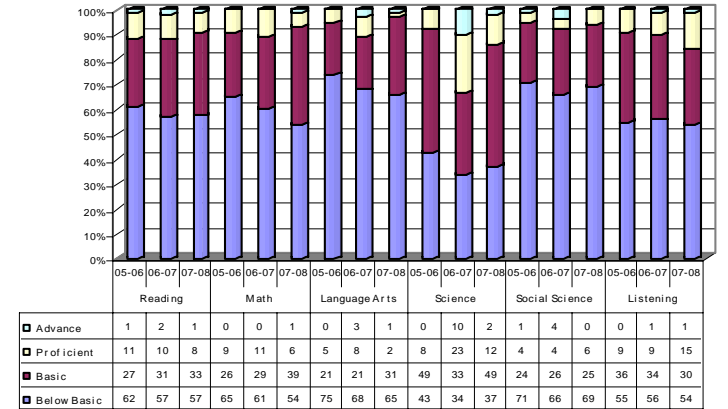
Performance Levels for Grade 2



Performance Levels for Grade 3



Performance Levels for Grade 4



Performance Levels for Grade 5

