

School PTO & Administration SY 2007 - 2008

Parent-Teacher Organization Officers

Geraldine Francisco	President
Therese Siguenza	Vice President - 6th Grade
Arlene Tedtaotao	Vice President - 7th Grade
Angelica San Nicolas	Vice President - 8th Grade
Christine Chargualaf	Secretary
Maria Perez	Treasurer

School Administration

Christopher Anderson	Principal
Rose Marie Castro	Assistant Principal
Arvi Bacani	Assistant Principal
Corazon Elane	Assistant Principal

School Initiatives & Exemplary Programs That Impact Student Achievement

SPECIAL PROGRAMS

- Special Education Program
- Special Education - Emotionally Disabled Program
- Special Education - DHH, Deaf and Hard of Hearing
- Special Education - Community Based Instruction Program
- ESL Program
- Chamorro Program (PL 21-34 mandate)
- Parent/Family/Community (Outreach Program)
- Corrective Reading - Direct Instruction & Connecting Math Concepts
- Character Education Program (Project Menhalom)
- Educational Talent Search

EXEMPLARY ACCOMPLISHMENTS

- AIJMS students have been visited by an author each year by participating in the International Reading Association Read-A-Thon
- SAT10 2008, Performance levels 3 (Proficiency) and level (Advance), in Total Reading: 12% of 6th graders scored in level 3 or 4; 11% of 7th graders scored in levels 3 or 4; 14% of 8th graders scored in level 3 or 4.
- SAT to 2008, Performance levels 3 (Proficiency) and level 4(Advance), In Total Language: 12% of 8th graders scored in levels 3 or 4.
- School Website (www.aijms.net) – provides information to parents.
- HATSA Mini-Grant (\$12,000 to support math instruction)
- Breaking the Ranks II training (empowers middle school reform)
- SWIS (School wide Information System)
- PBIS (Positive Behavior Interventions & Supports)
- Implemented new Performing Arts curriculum
- Partnerships with community/business/military/government agencies

EXTRA-CURRICULAR ACTIVITIES

- | | |
|--|---|
| <ul style="list-style-type: none"> • Close Up • Youth Crime Watch • <i>Natibu</i> Cultural Dancers • National Junior Honor Society • Filipino Student Association | <ul style="list-style-type: none"> • Red Ribbon Week (Say NO to Drugs) • "Team Building" by military personnel • Math Counts competition • Micronesia Student Association |
|--|---|

SPECIAL AWARDS

- Boys A volleyball team placed 1st among the middle schools
- Boys B cross country team placed 1st among the middle schools
- Girls A volleyball team placed 2nd among the middle schools

SCHOOL ANNUAL REPORT CARD SY 2007 - 2008

GUAM PUBLIC SCHOOL SYSTEM

AGUEDA I. JOHNSTON MIDDLE SCHOOL

Accredited by the Western Association of Schools and Colleges

Accreditation expires: June 30, 2008

Telephone..... 472-6785/6947

Fax..... 477-2248



“HOME OF THE PIRATES”

Colors: Red, White, and Black

Located In Ordot, Guam

MISSION:

“To enable all students, grades 6th through 8th to acquire knowledge, skills, values, & attitudes to live productively & responsibly in a diverse and ever changing world, become life-long learners, achieve their full potential and be responsible citizens”



P.L. 26-26 School Performance Grade Classification

School Year 2007-2008 School Performance

Based on Public Law 28-45

SAT10 Proficient & Advanced Levels	School Data	P.L. 26-26 Grade Classification
SAT10 Grade 6 - Reading	10%	Low
SAT10 Grade 6 - Math	7%	Unacceptable
SAT10 Grade 6 - Language	8%	Unacceptable
SAT10 Grade 7 - Reading	10%	Low
SAT10 Grade 7 - Math	8%	Unacceptable
SAT10 Grade 7 - Language	10%	Low
SAT10 Grade 8 - Reading	16%	Low
SAT10 Grade 8 - Math	10%	Low
SAT10 Grade 8 - Language	17%	Low
School Passing Rate	88%	Strong
8th Grade Promotion Rate	99%	Exceptional
Student Attendance Rate	91%	Exceptional
Student Discipline Rate	17%	Low
Employee Attendance Rate	87%	Low
School Improvement Plan	100%	
COMPOSITE SCORE/GRADE	55%	Satisfactory

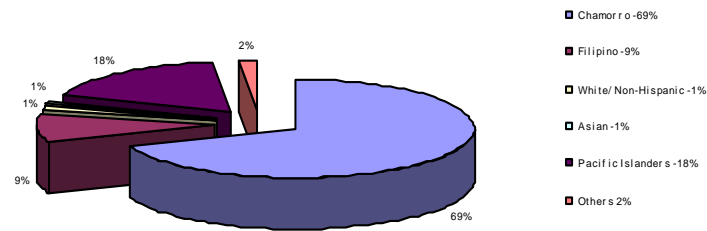
Student Enrollment by Grade

Based on September 30, 2007 Official Student Enrollment
School Year 2007-2008

Grade Level	Enrollment	Percentage
6th Grade	255	31%
7th Grade	272	34%
8th Grade	283	35%
Total:	810	100%

AGUEDA JOHNSTON MIDDLE SCHOOL ETHNIC DISTRIBUTION

Based on Average Daily Membership SY '07- '08



Average Daily Attendance Rate

Average Daily Attendance (ADA)	742.7
Average Daily Membership (ADM)	817.6
Attendance Rate	91%

Student Participating in Free/Reduced Lunch

Based on October 2007 Data from Food & Nutrition Services

Free	418	51%
Reduced	49	6%
Total	467	57%

Student Discipline (Suspension Rate)

Grade	Number of Incidents	Suspension Rate
6th Grade	56	4.6%
7th Grade	45	6.0%
8th Grade	52	5.4%
Total	153	5.3%

Human Resources

Position	No. of Employees	% of Total	Attendance Rate	Absentee Rate
Principals and Assistants	3	3%	90%	10%
Teachers	59	58%	87%	13%
Professional/Ancillary	6	6%	90%	10%
Support	33	33%	86%	14%
Total	101	100%	87%	13%

FY 2008 Actual Expenditures

Category	Amount	Percent
Salaries and Benefits	4,180,959.19	89%
Contractual Services	56,750.48	12%
Supplies and Materials	19,587.65	0%
Equipment	0.00	0%
Utilities	414,035.03	9%
Capital Outlay	0.00	0%
Total	\$4,671,332.35	100%

STUDENT ACHIEVEMENT

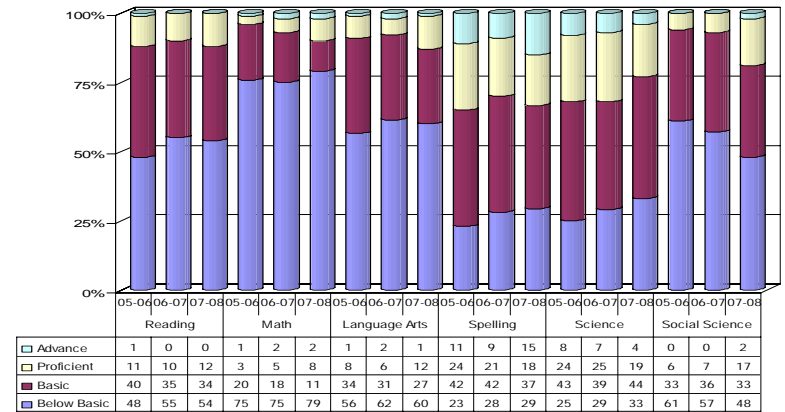
GUAM PUBLIC LAW 13-101. "The Board shall evaluate the efficiency of the instructional program in contributing to the achievement of the basic skills and shall continually revise both outcome statements and instructional procedures on the basis of evaluative data.

The GPSS Comprehensive Testing Program (CTP) is comprised of a variety of measures of student achievement including teacher-made tests, the Stanford Achievement Test (SAT10), and other standardized tests selected by the school. The SAT10 is administered district-wide to students enrolled in Grades 1-12. The graphs in the next section show SY 05-06 to SY 07-08 SAT10 results for reading, mathematics, language, environment/science, and social science.

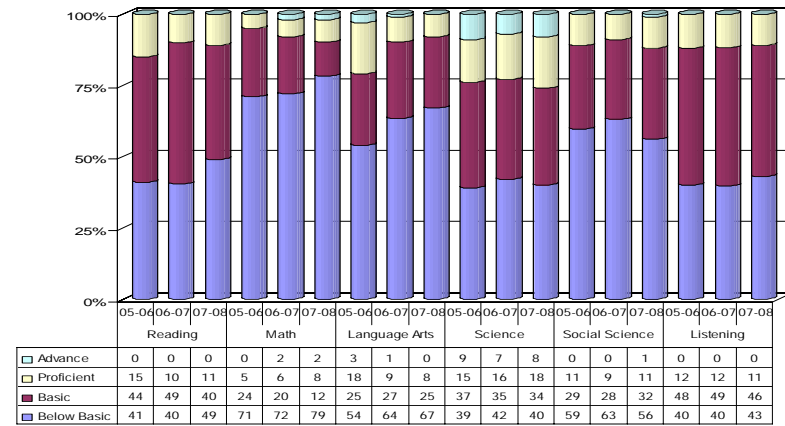
SCORE DEFINITIONS

Advanced	Signifies superior performance beyond grade level mastery.
Proficient	Represents solid academic performance , indicating that students are prepared for the next grade.
Basic	Indicates partial mastery of the knowledge and skills that are

Performance Levels for 6th Grade



Performance Levels for 7th Grade



Performance Levels for 8th Grade

